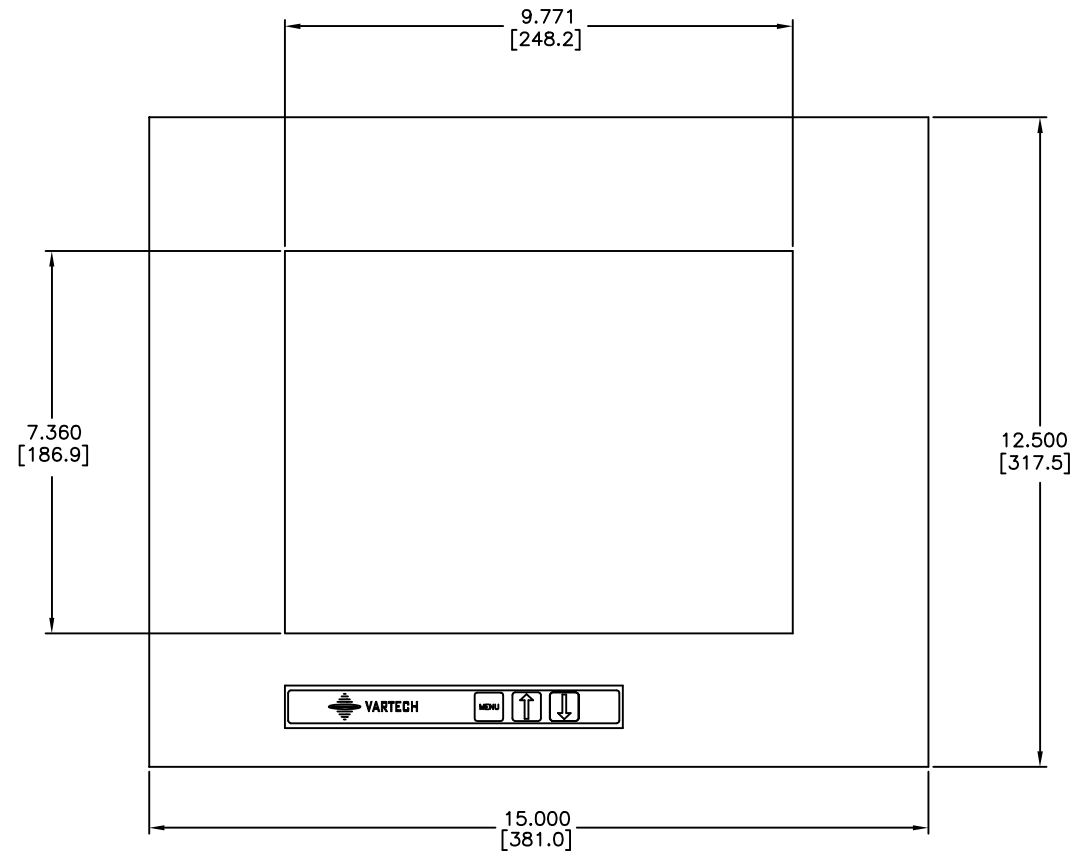
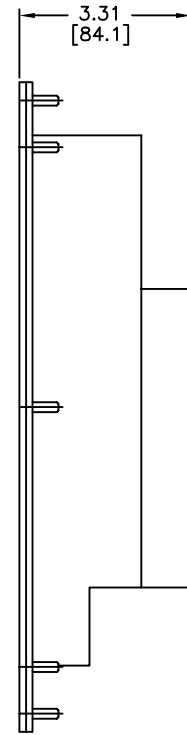


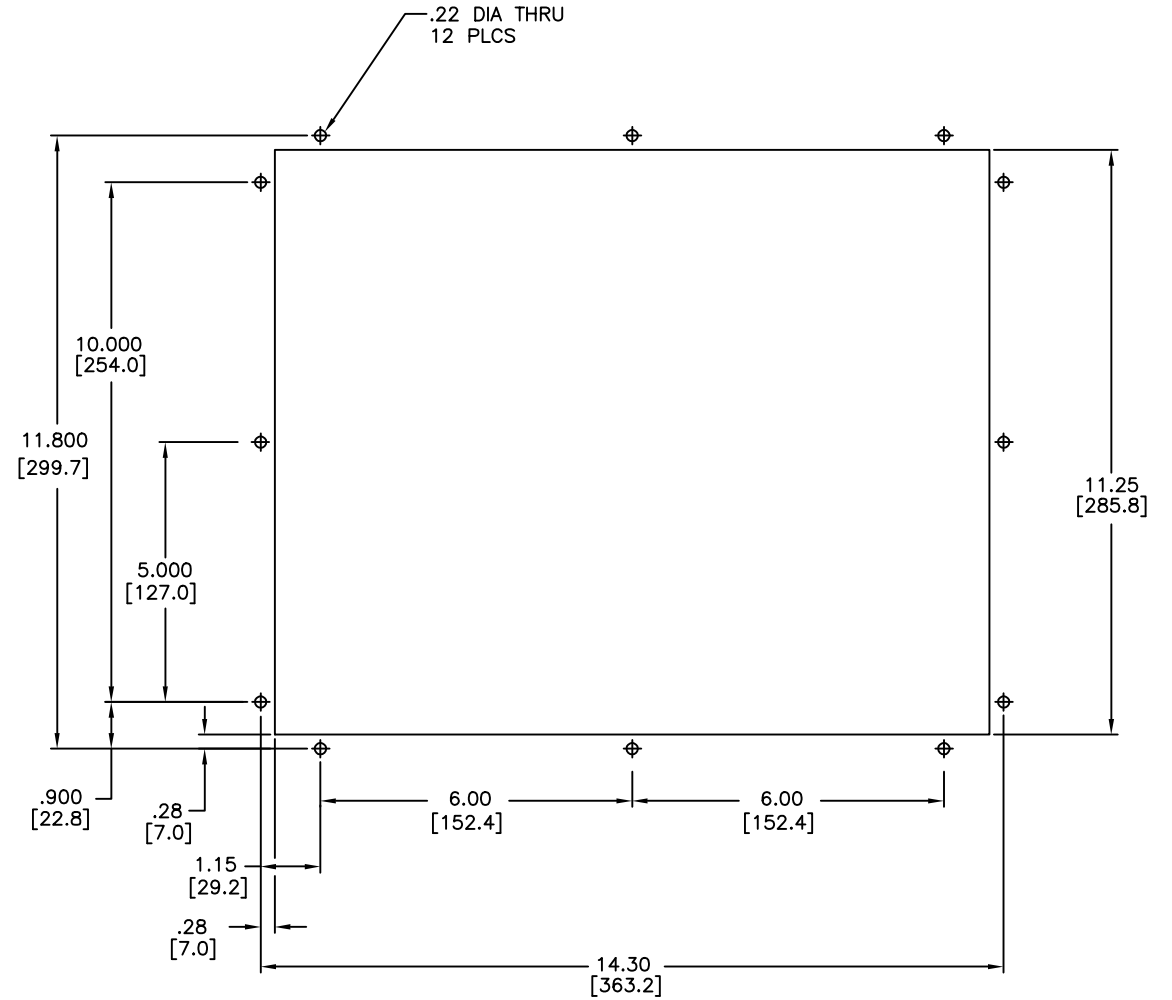
CHANGE HISTORY		
FILE INDEX	DESCRIPTION	APPROVAL INITIAL DATE
1	PRELIMINARY RELEASE	



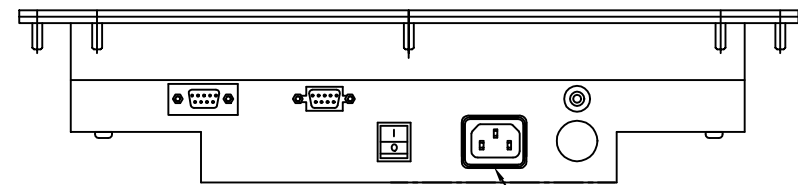
FRONT VIEW



SIDE VIEW



CUTOUT DETAIL



BOTTOM VIEW

AC POWER INPUT

NOTES:
1. ALL DIMENSIONS ARE NOMINAL AND FOR REFERENCE ONLY. THIS DRAWING SHOULD NOT BE USED FOR DESIGN PURPOSES.

QTY	ITEM	MFR. PT.NO.	DESCRIPTION	SYM/NOTE
LIST OF MATERIALS				
UNLESS OTHERWISE SPECIFIED DIMENSIONS ARE IN INCHES AND APPLY BEFORE FINISH SURFACE ROUGHNESS .125/ TOLERANCE ON FRACTIONS DECIMALS ANGLES ± 1/64 ±.XX=.02 ± 1/2		DRAWN RKH	DATE 26AUG02	VARECH SYSTEMS OUTLINE DRAWING VT121PC
MATERIAL		CHECKED	DRAFTING	
FINISH		ENGINEER	MANUF	
APPLICATION		APPROVED	QA	
VT121PC	USED ON		SIZE D	DWG NO. 601-0006
SCALE 1 : 1			REV 1	
FILE NUMBER: 6010006-R1			SHEET 1 OF 1	

8 7 6 5 4 3 2 1

D
C
B
A

D
C
B
A

8 7 6 5 4 3 2 1