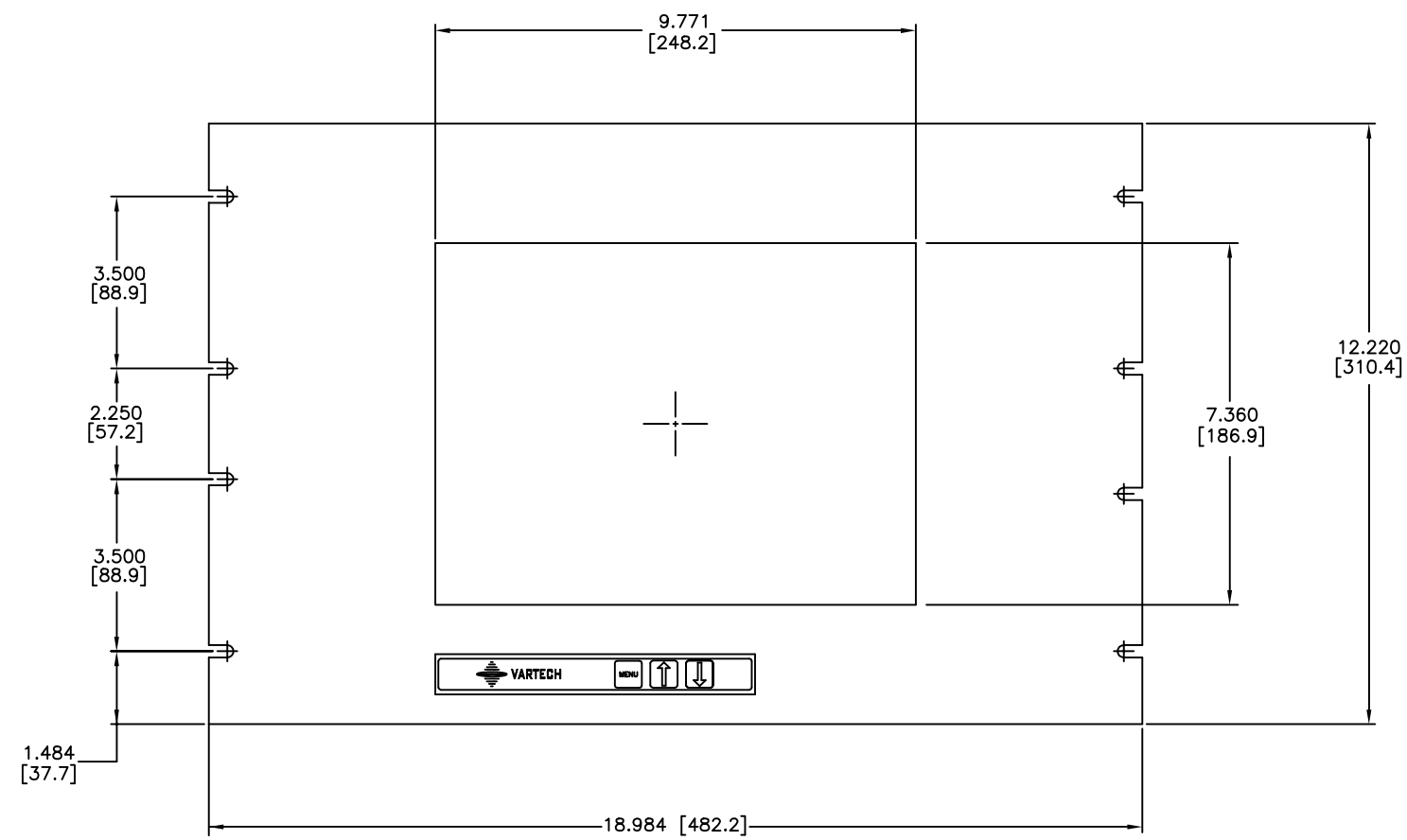
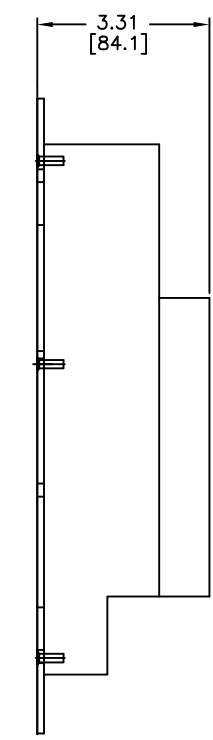


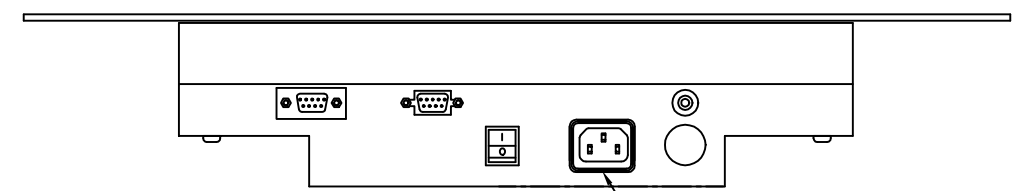
CHANGE HISTORY		
FILE INDEX	DESCRIPTION	APPROVAL INITIAL DATE
1	PRELIMINARY RELEASE	



FRONT VIEW



SIDE VIEW



BOTTOM VIEW

AC POWER INPUT

NOTES:
1. ALL DIMENSIONS ARE NOMINAL AND FOR REFERENCE ONLY. THIS DRAWING SHOULD NOT BE USED FOR DESIGN PURPOSES.

QTY	ITEM	MFR. PT.NO.	DESCRIPTION	SYM/NOTE
LIST OF MATERIALS				
	UNLESS OTHERWISE SPECIFIED DIMENSIONS ARE IN INCHES AND APPLY BEFORE FINISH SURFACE ROUGHNESS .125/ TOLERANCE ON FRACTIONS 1/64 DECIMALS ±.02 ANGLES ± 1/2	DRAWN	RKH	DATE 26AUG02
		CHECKED		
		DRAFTING		
		ENGINEER		
	MATERIAL	MANUF		
	FINISH	APPROVED		
	APPLICATION	QA		
		SIZE	D	DWG NO. 601-0005
		SCALE	1 : 1	REV 1
			SHEET	1 OF 1

VORTECH SYSTEMS
OUTLINE DRAWING
VT121RC