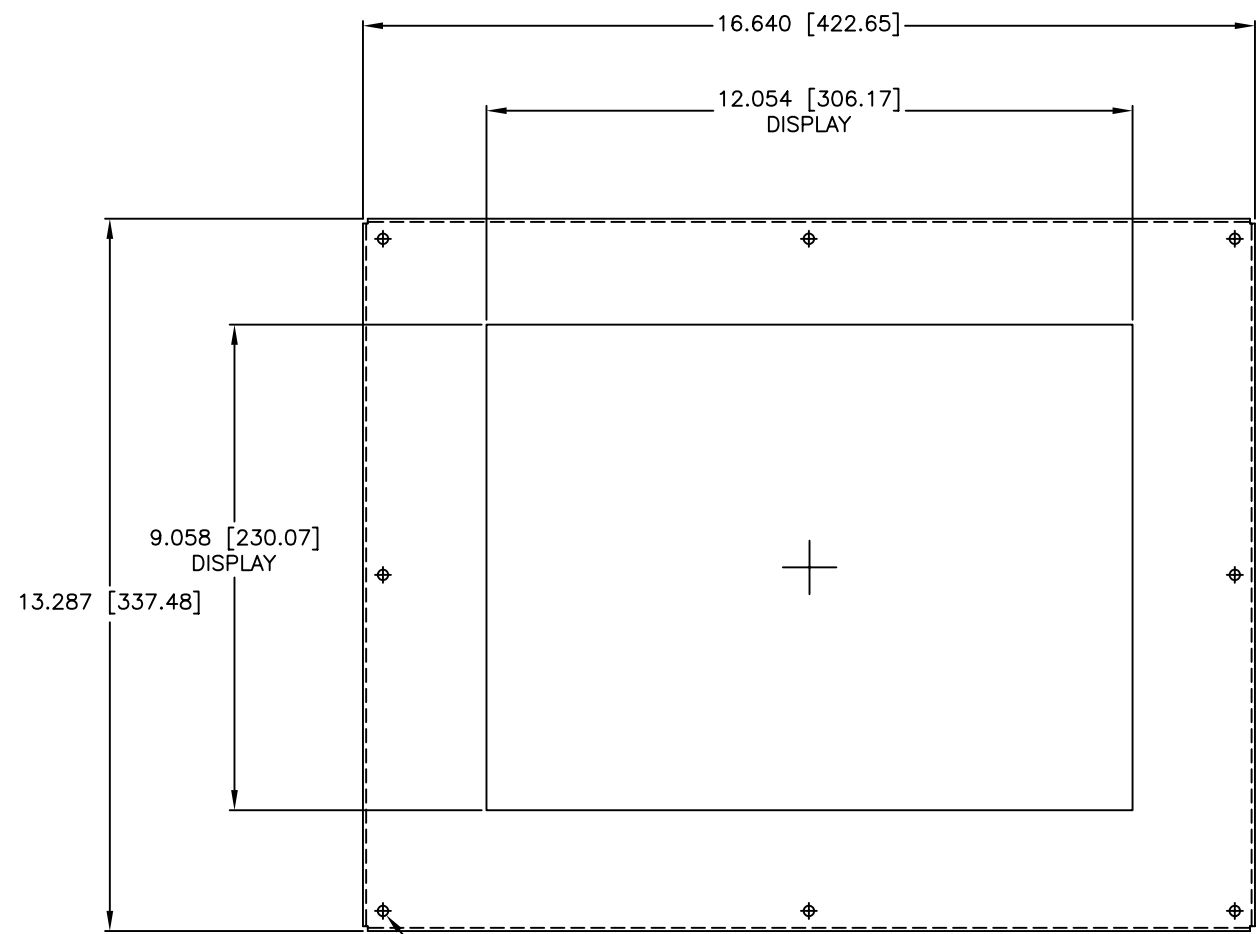
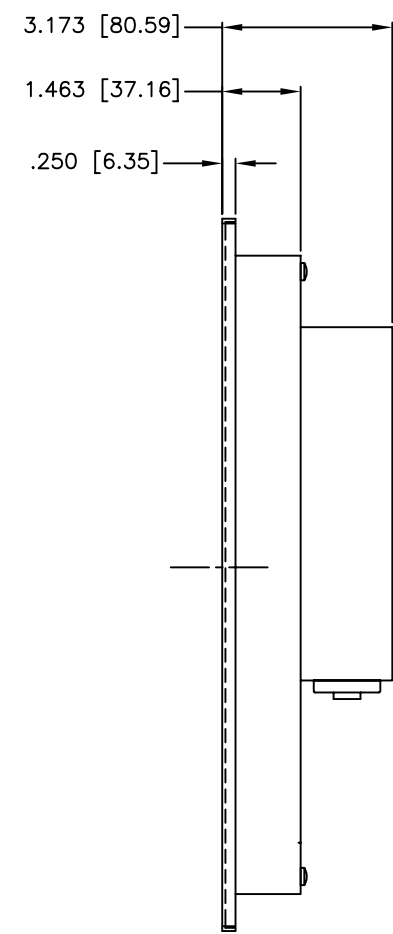


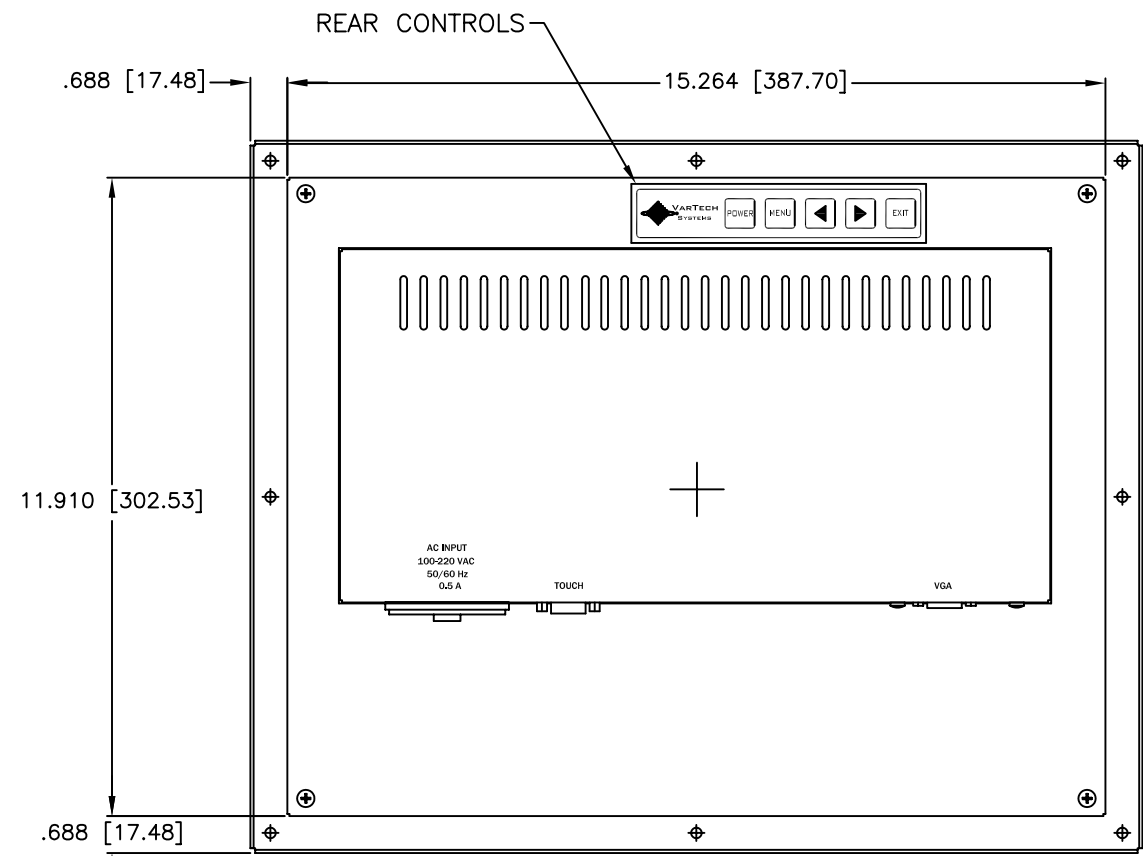
CHANGE HISTORY			
FILE INDEX	DESCRIPTION	APPROVAL INITIAL	DATE
1	PRELIMINARY RELEASE		
2	REVISED PER DRF 1004 FOR NEW SMART PANEL		
3	REVISED PER Δ ADDED SILKSCREEN	DMS	8/31/04
4	REVISED PER Δ ADDED CONSOLE MTG. PLATE, SHEET 2	DMS	6/28/05



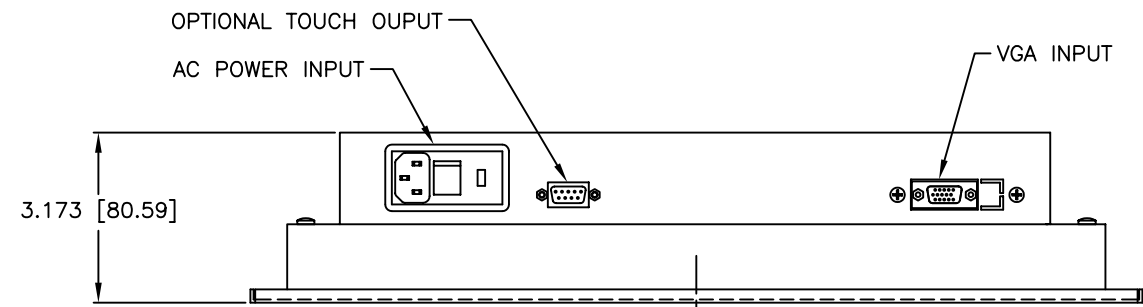
FRONT VIEW



SIDE VIEW



REAR VIEW



CONNECTOR VIEW

(8X) ϕ .196 MOUNTING HOLES

NOTES:

1. ALL DIMENSIONS ARE NOMINAL AND FOR REFERENCE ONLY. THIS DRAWING SHOULD NOT BE USED FOR DESIGN PURPOSES.
2. WEIGHT OF UNIT IS 9 LBS.
3. SHIPPING WEIGHT OF UNIT IS 30 LBS.

ITEM	QTY	MFR. PT.NO.	DESCRIPTION	SYM/NOTE
LIST OF MATERIALS				
UNLESS OTHERWISE SPECIFIED DIMENSIONS ARE IN INCHES AND APPLY BEFORE FINISH SURFACE ROUGHNESS .125/ TOLERANCE ON FRACTIONS DECIMALS ANGLES		DRAWN DATE DMS 6/28/05		 VARTECH SYSTEMS OUTLINE DRAWING VT150CC
± 1/64 ±.XX=.02 ± 1/2		CHECKED		
MATERIAL		DRAFTING		
FINISH		ENGINEER		
VT150CC		MANUF		SIZE D
USED ON		APPROVED		DWG NO. 601-0019
APPLICATION		QA		REV 4
SCALE 1 : 1.75			SHEET 1 OF 2	

8 7 6 5 4 3 2 1

CHANGE HISTORY		
FILE INDEX	DESCRIPTION	APPROVAL INITIAL DATE
1	PRELIMINARY RELEASE	

D

D

C

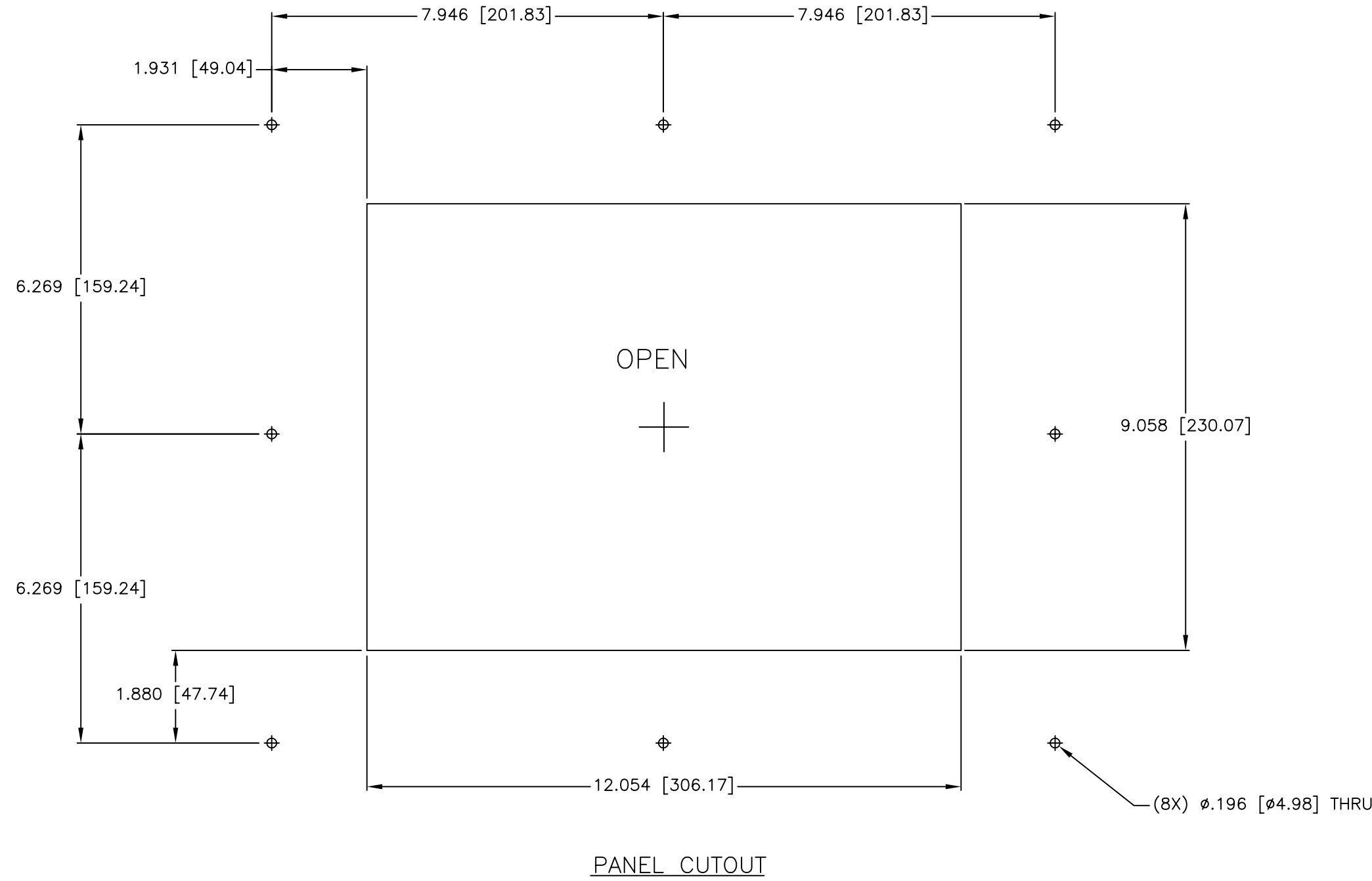
C

B

B

A

A



ITEM	QTY	MFR. PT.NO.	DESCRIPTION	SYM/NOTE
LIST OF MATERIALS				
UNLESS OTHERWISE SPECIFIED DIMENSIONS ARE IN INCHES AND APPLY BEFORE FINISH SURFACE ROUGHNESS .125/ TOLERANCE ON FRACTIONS DECIMALS ANGLES ± 1/64 ± .XX=.02 ± 1/2 ± .XXX=.005		DRAWN DMS	DATE 6/28/05	VARTECH SYSTEMS
		CHECKED		
		DRAFTING		
		ENGINEER		
		MANUF		OUTLINE DRAWING VT150CC
		APPROVED		
		QA		
VT150CC		FINISH		SIZE D
USED ON				DWG NO. 601-0019
APPLICATION				REV 4
			SCALE1 : 1.25	SHEET 2 OF 2

8 7 6 5 4 3 2 1

FILE NUMBER: 6100019B-R4