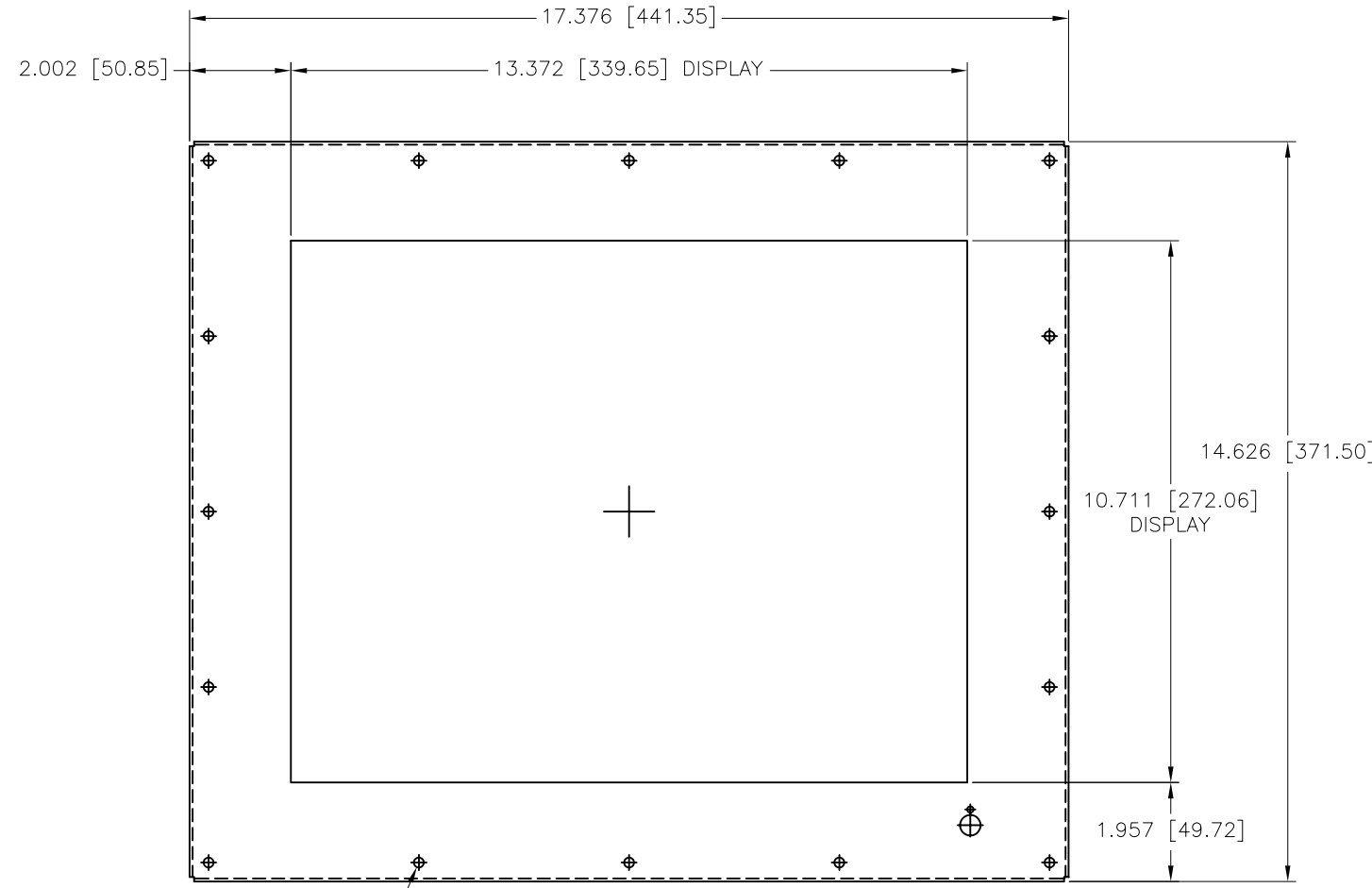
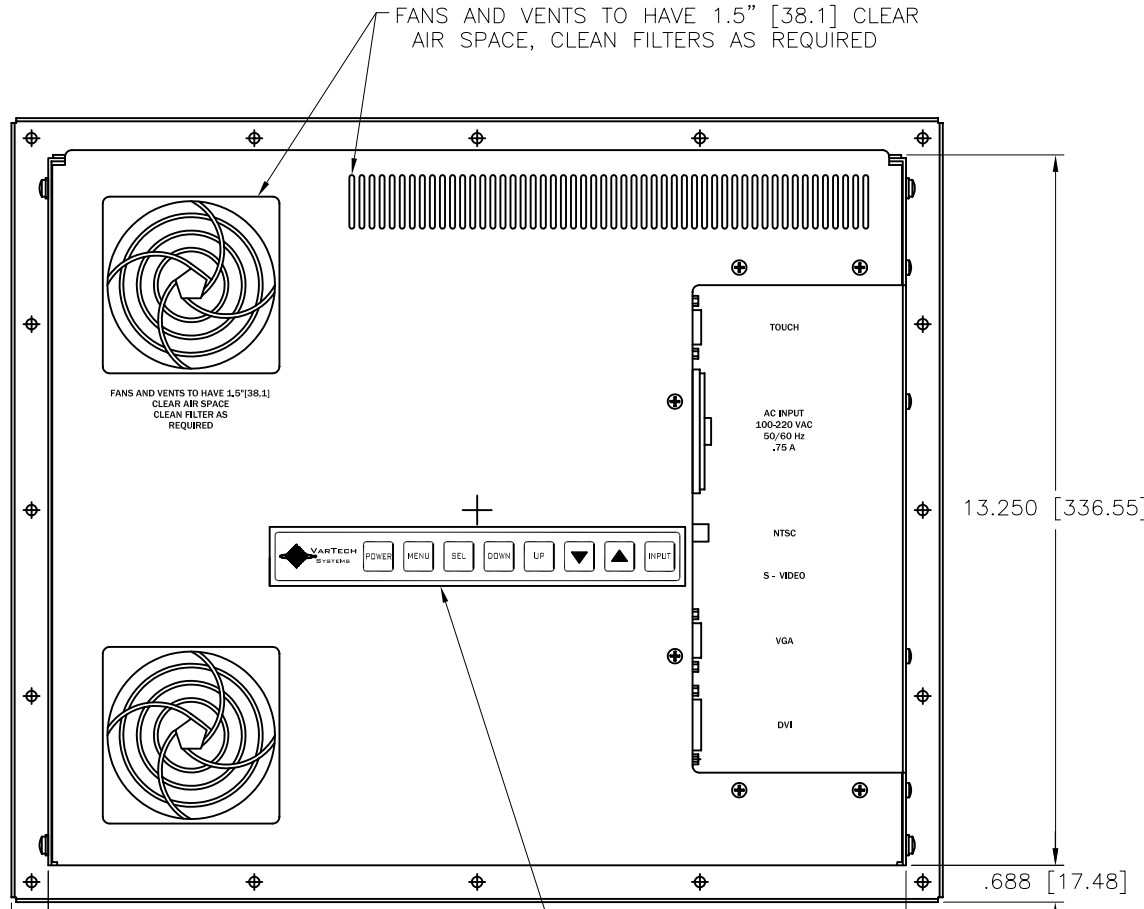


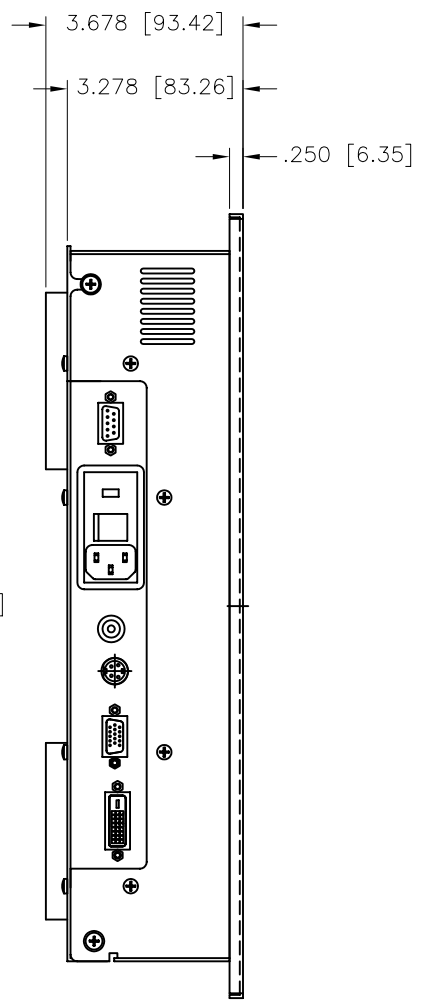
CHANGE HISTORY		
FILE INDEX	DESCRIPTION	APPROVAL INITIAL DATE
1	PRELIMINARY RELEASE	



FRONT VIEW



REAR VIEW



CONNECTOR VIEW

- NOTES:
1. ALL DIMENSIONS ARE NOMINAL AND FOR REFERENCE ONLY. THIS DRAWING SHOULD NOT BE USED FOR DESIGN PURPOSES.
 2. WEIGHT OF UNIT IS 20 LBS.
 3. SHIPPING WEIGHT OF UNIT IS 25 LBS.

ITEM	QTY	MFR. PT.NO.	DESCRIPTION	SYM/NOTE
LIST OF MATERIALS				
UNLESS OTHERWISE SPECIFIED DIMENSIONS ARE IN INCHES AND APPLY BEFORE FINISH SURFACE ROUGHNESS .125/ TOLERANCE ON		DRAWN DATE		 VARTECH SYSTEMS OUTLINE DRAWING VT170CHBU
FRACTIONS DECIMALS ANGLES		DMS 12/19/05		
± 1/64 ±.XX=.02 ± 1/2		CHECKED		
MATERIAL		DRAFTING		
FINISH		ENGINEER		
APPLICATION		MANUF		
VT170CHBU		APPROVED		
USED ON		QA		
SCALE 1 : 1.75		DWG NO. 601-0205		REV 1
SHEET 1 OF 2		FILE NUMBER: 6010205A-R1		

8 7 6 5 4 3 2 1

CHANGE HISTORY		
FILE INDEX	DESCRIPTION	APPROVAL INITIAL DATE
1	PRELIMINARY RELEASE	

D

D

C

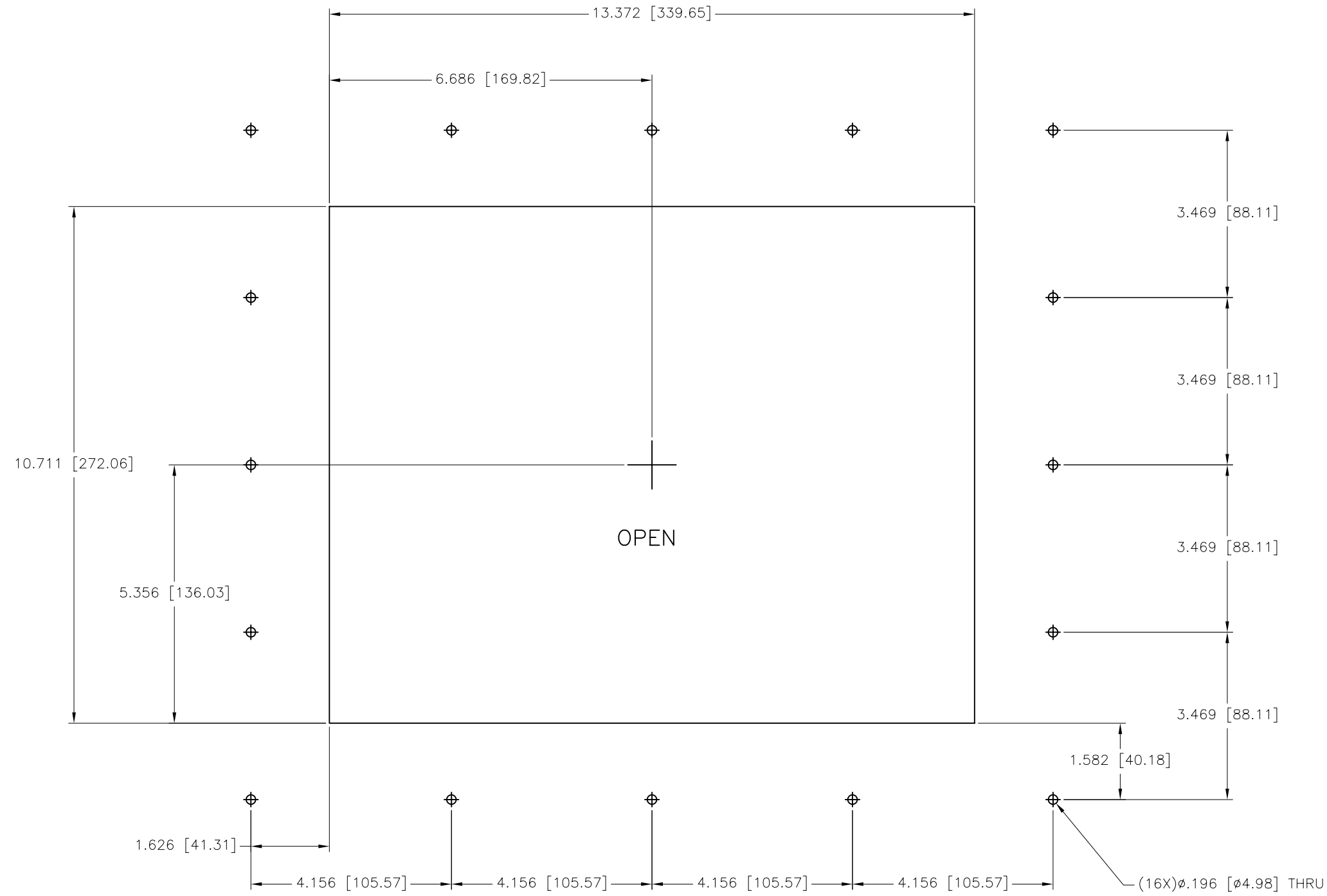
C

B

B

A

A



PANEL CUTOUT

ITEM	QTY	MFR. PT.NO.	DESCRIPTION	SYM/NOTE
LIST OF MATERIALS				
UNLESS OTHERWISE SPECIFIED DIMENSIONS ARE IN INCHES AND APPLY BEFORE FINISH SURFACE ROUGHNESS .125/ TOLERANCE ON FRACTIONS DECIMALS ANGLES ± 1/64 ±.XX=.02 ± 1/2		DRAWN DMS	DATE 12/19/05	 VARTECH SYSTEMS OUTLINE DRAWING VT170CHBU
		CHECKED		
		DRAFTING		
		ENGINEER		
MATERIAL		MANUF		
FINISH		APPROVED		
APPLICATION		QA		
VT170CHBU				
USED ON				
		SIZE D	DWG NO. 601-0205	REV 1
		SCALE 1 : 1.25	SHEET 2 OF 2	

8 7 6 5 4 3 2 1

FILE NUMBER: 6010205B-R1