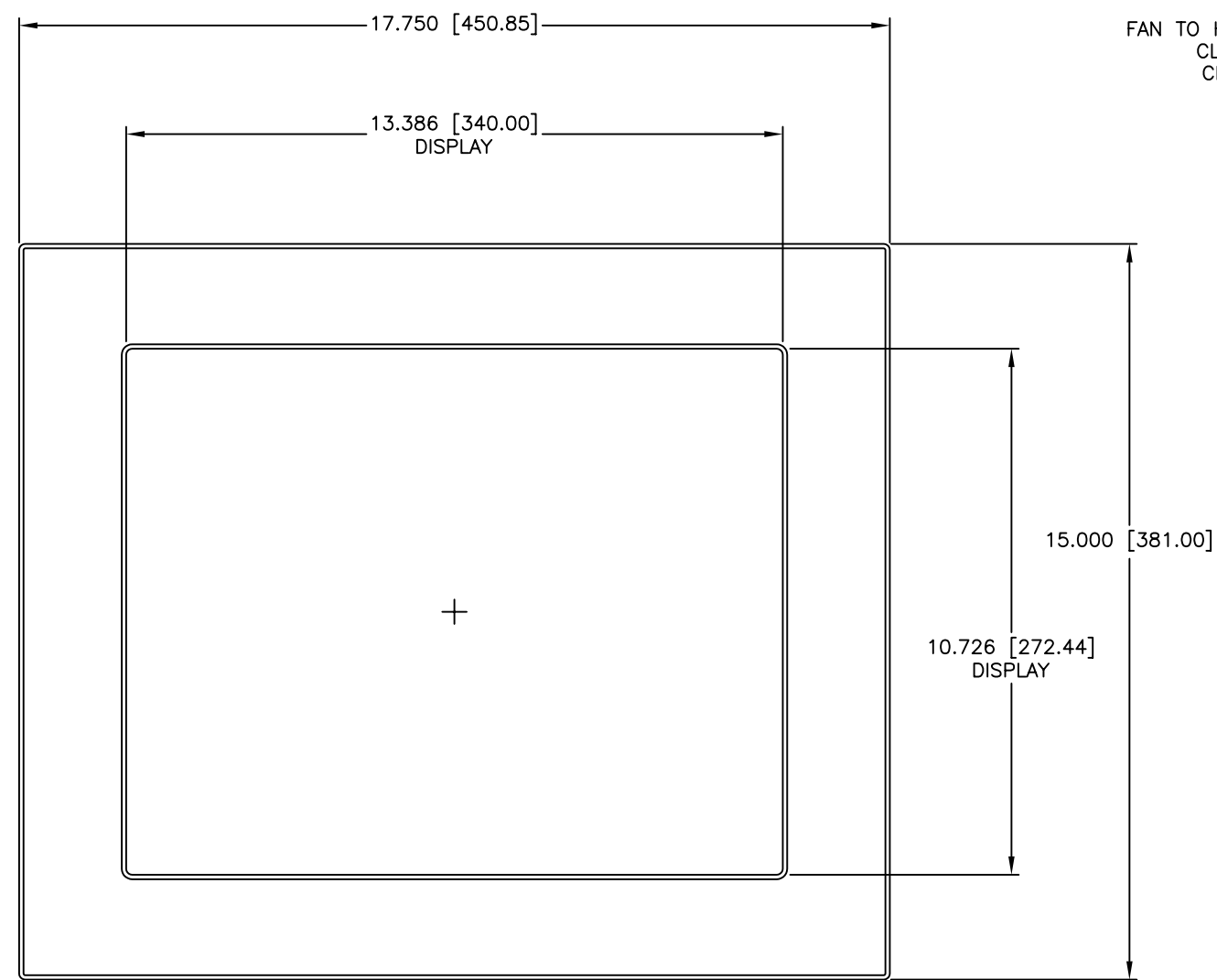
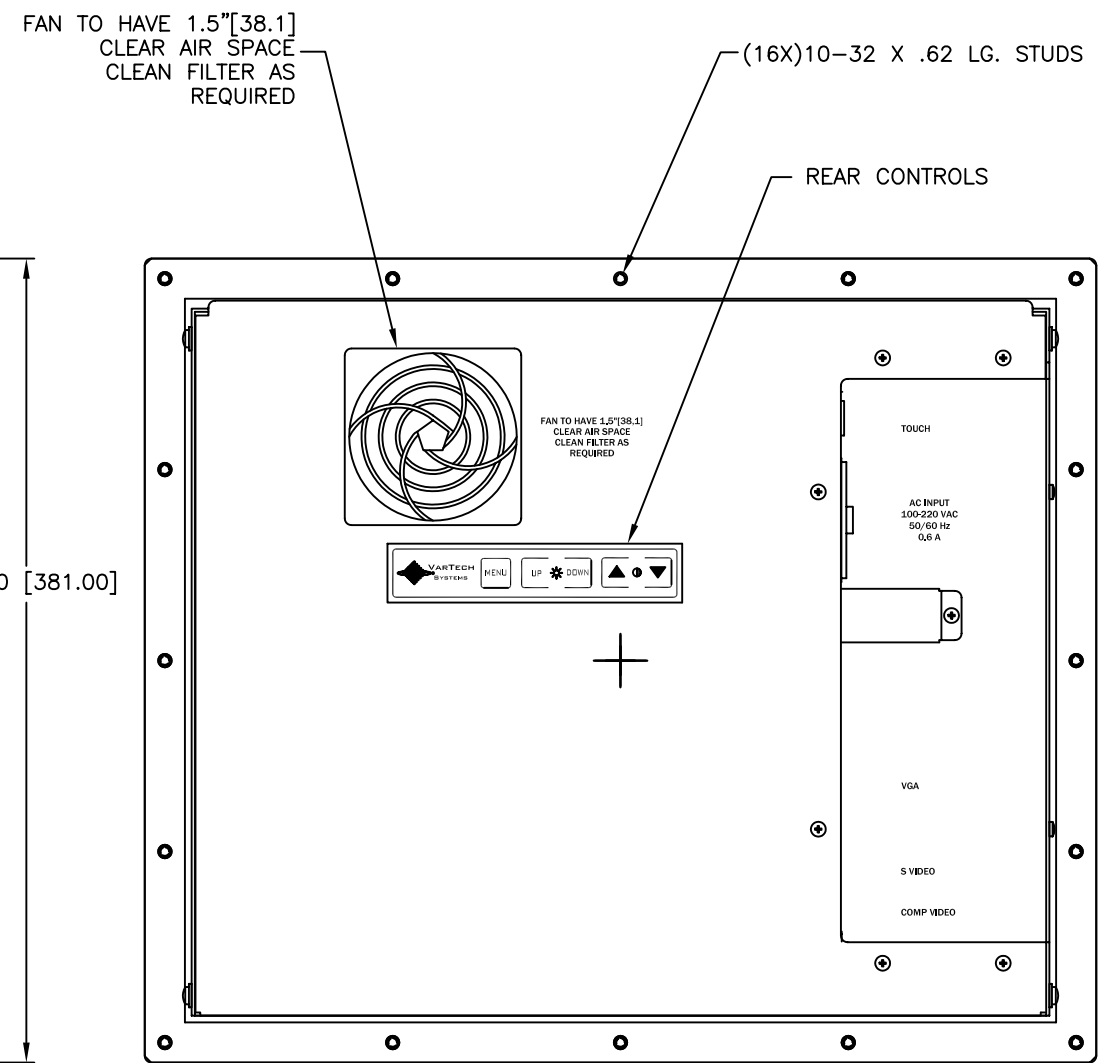


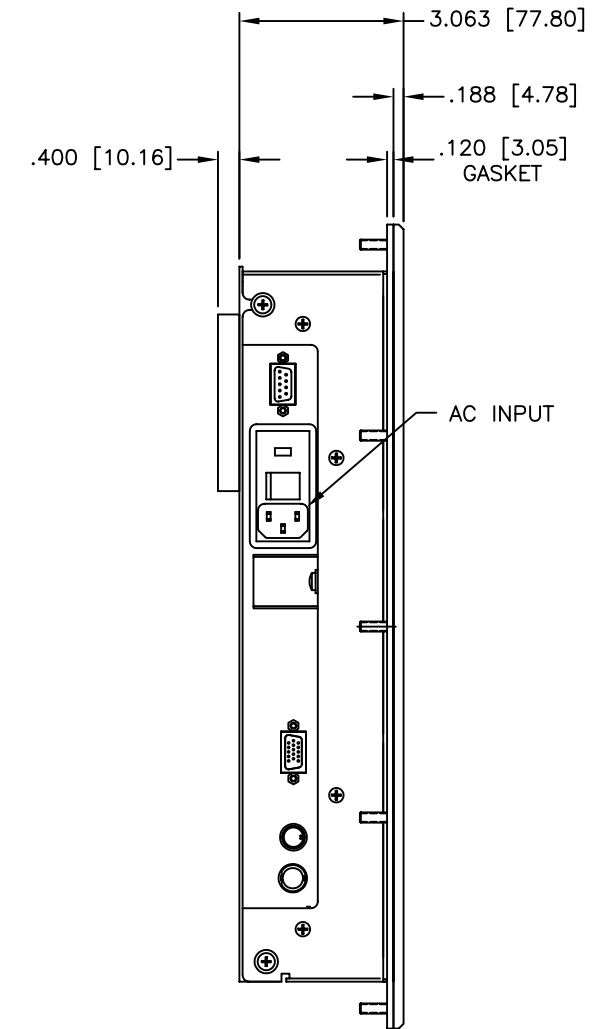
CHANGE HISTORY		
FILE INDEX	DESCRIPTION	APPROVAL INITIAL DATE
1	PRELIMINARY RELEASE	



FRONT VIEW



REAR VIEW



CONN VIEW

NOTES:

1. ALL DIMENSIONS ARE NOMINAL AND FOR REFERENCE ONLY. THIS DRAWING SHOULD NOT BE USED FOR DESIGN PURPOSES.
2. WEIGHT OF UNIT IS XXX LBS.
3. SHIPPING WEIGHT OF UNIT IS XXX LBS.

ITEM	QTY	MFR. PT.NO.	DESCRIPTION	SYM/NOTE
LIST OF MATERIALS				
UNLESS OTHERWISE SPECIFIED DIMENSIONS ARE IN INCHES AND APPLY BEFORE FINISH SURFACE ROUGHNESS .125/ TOLERANCE ON FRACTIONS DECIMALS ANGLES		DRAWN	DATE	 VARTECH SYSTEMS OUTLINE DRAWING VT170P1 (SS)
± 1/64 ± .XX=-.02 ± 1/2		JHB	03/29/05	
MATERIAL		CHECKED		
VT170P1(SS)		DRAFTING		
FINISH		ENGINEER		SIZE
USED ON		MANUF		D
APPLICATION		APPROVED		DWG NO.
		QA		601-0167
				REV
				1
			SCALE 1 : 1.75	SHEET 1 OF 2

8

7

6

5

4

3

2

1

CHANGE HISTORY		
FILE INDEX	DESCRIPTION	APPROVAL INITIAL DATE
1	PRELIMINARY RELEASE	

D

D

C

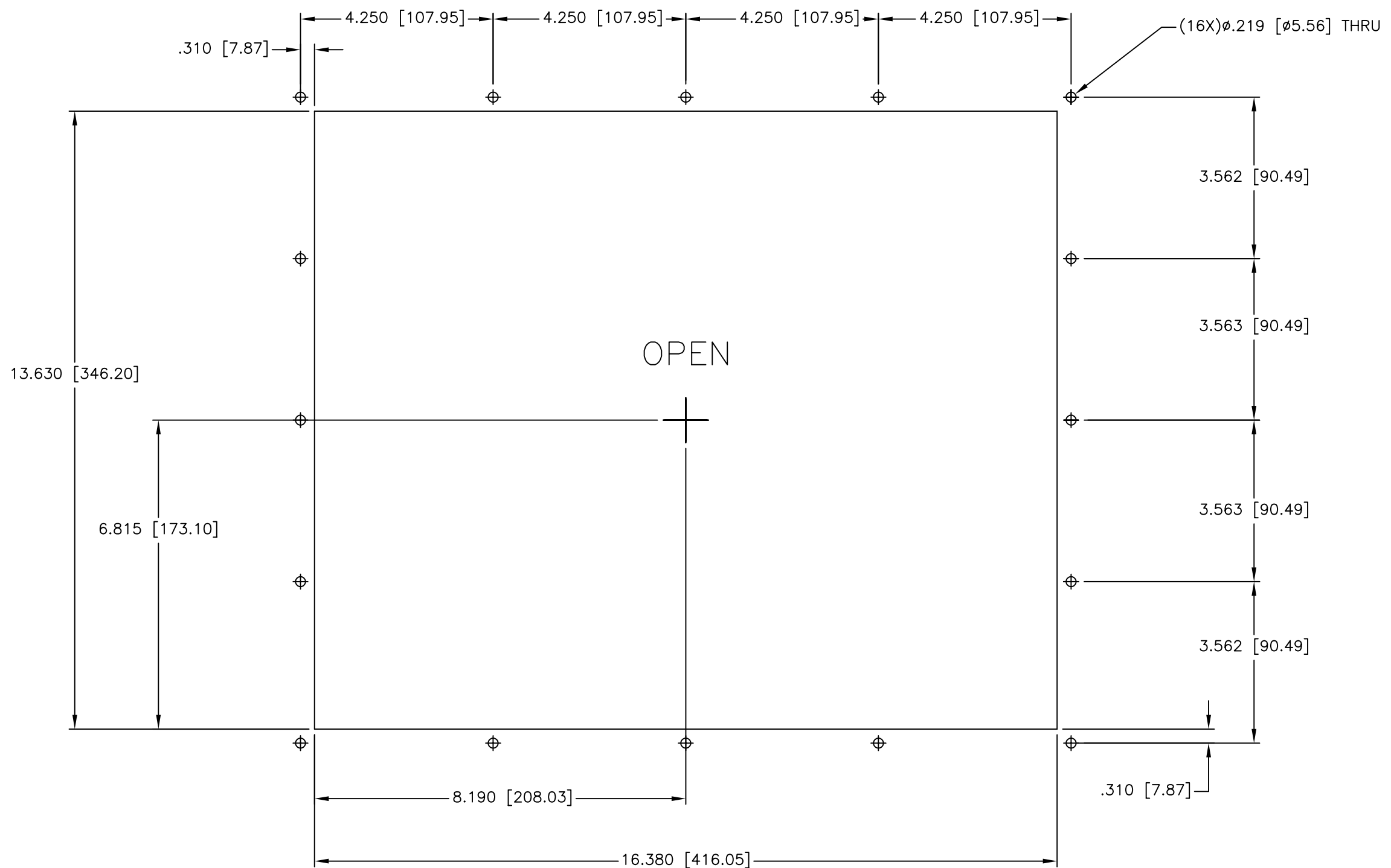
C

B

B

A

A



OPEN

PANEL CUTOUT PATTERN

ITEM	QTY	MFR. PT.NO.	DESCRIPTION	SYM/NOTE
LIST OF MATERIALS				
UNLESS OTHERWISE SPECIFIED DIMENSIONS ARE IN INCHES AND APPLY BEFORE FINISH SURFACE ROUGHNESS .125/ TOLERANCE ON FRACTIONS DECIMALS ANGLES ± 1/64 ±.XX=.02 ± 1°/2		DRAWN JHB	DATE 04/05/05	 VARTECH SYSTEMS OUTLINE DRAWING VT170P1 (SS)
MATERIAL		CHECKED	DRAFTING	
FINISH		ENGINEER	MANUF	
APPLICATION		APPROVED	QA	
VT170P1 (SS)			SIZE D	DWG NO. 601-0167
USED ON			SCALE 1 : 1.25	REV 1
			SHEET 2 OF 2	

8

7

6

5

4

3

2

1

FILE NUMBER:
6010167B-R1