

8

7

6

5

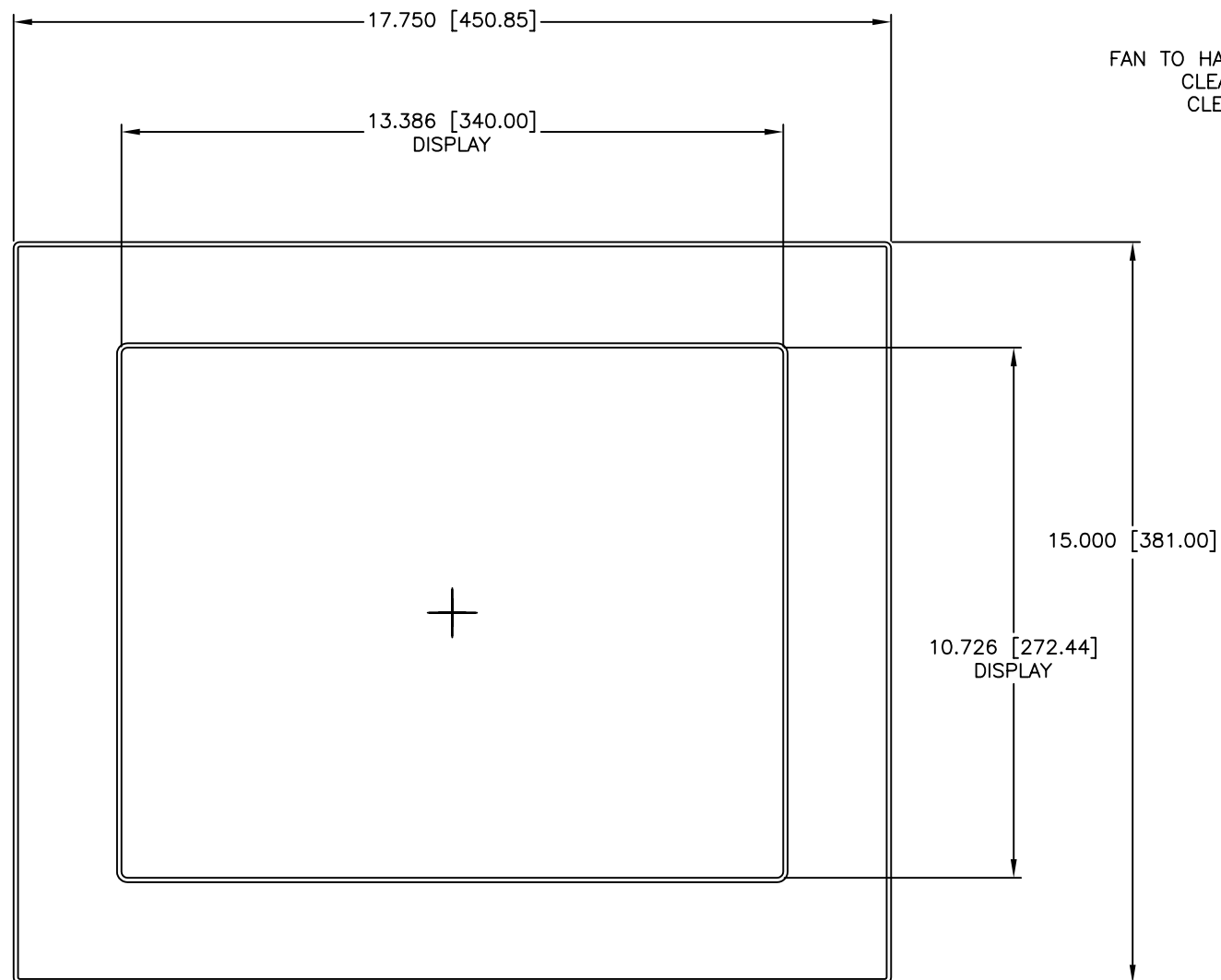
4

3

2

1

CHANGE HISTORY		
FILE INDEX	DESCRIPTION	APPROVAL INITIAL DATE
1	PRELIMINARY RELEASE	

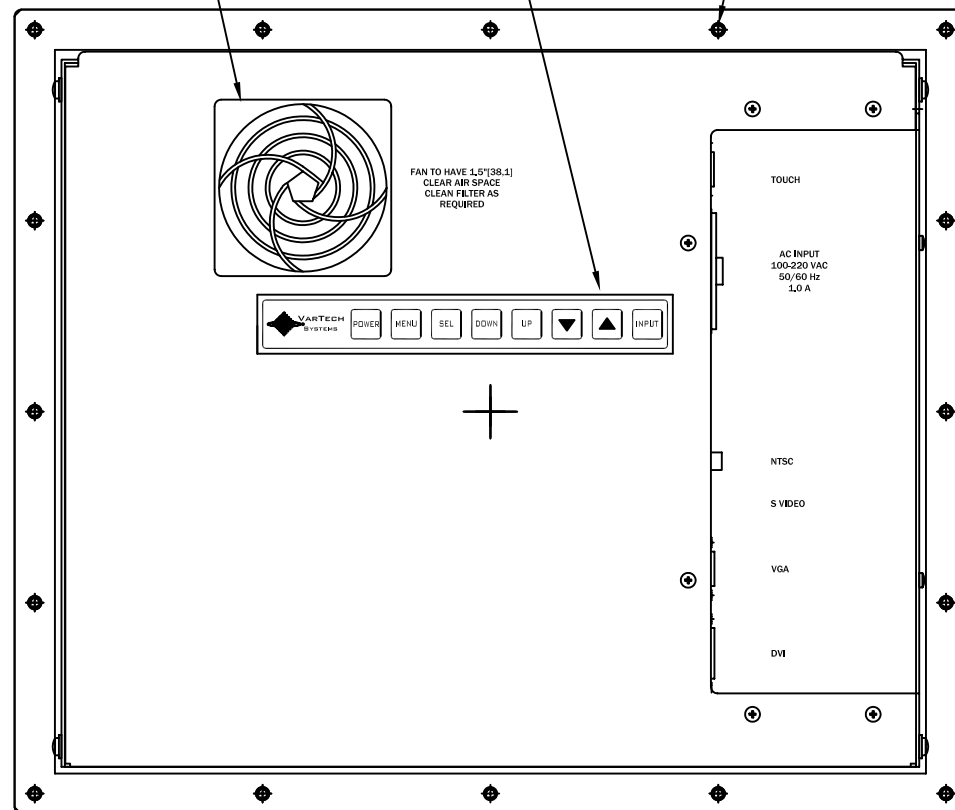


FRONT VIEW

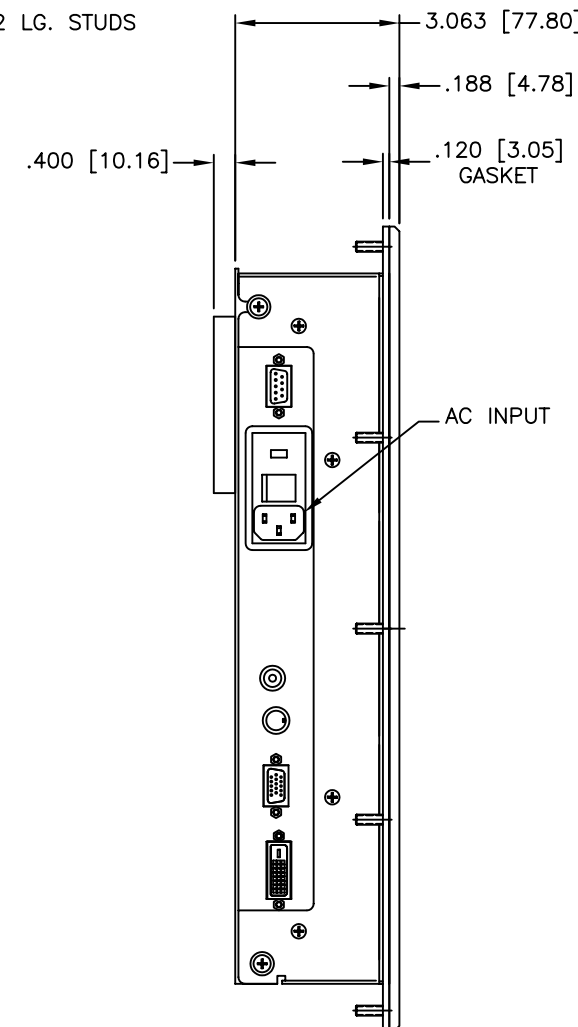
FAN TO HAVE 1.5" [38.1] CLEAR AIR SPACE CLEAN FILTER AS REQUIRED

REAR CONTROLS

(16X)10-32 X .62 LG. STUDS



REAR VIEW



CONN VIEW

NOTES:

- 1. ALL DIMENSIONS ARE NOMINAL AND FOR REFERENCE ONLY. THIS DRAWING SHOULD NOT BE USED FOR DESIGN PURPOSES.
- 2. WEIGHT OF UNIT IS XXX LBS.
- 3. SHIPPING WEIGHT OF UNIT IS XXX LBS.

ITEM	QTY	MFR. PT.NO.	DESCRIPTION	SYM/NOTE
LIST OF MATERIALS				
UNLESS OTHERWISE SPECIFIED DIMENSIONS ARE IN INCHES AND APPLY BEFORE FINISH SURFACE ROUGHNESS .125/ TOLERANCE ON FRACTIONS DECIMALS ANGLES		DATE	 OUTLINE DRAWING VT170P (SS)	
± 1/64 ± .XX=.02 ± 1/2		03/29/05		
MATERIAL		ENGINEER		
FINISH		MANUF		
VT170P (SS)		APPROVED	SIZE	REV
USED ON		QA	D	1
APPLICATION			DWG NO.	FILE NUMBER:
			601-0164	6010164A-R1
			SCALE 1 : 1.75	SHEET 1 OF 2

8

7

6

5

4

3

2

1

8

7

6

5

4

3

2

1

CHANGE HISTORY		
FILE INDEX	DESCRIPTION	APPROVAL INITIAL DATE
1	PRELIMINARY RELEASE	

D

D

C

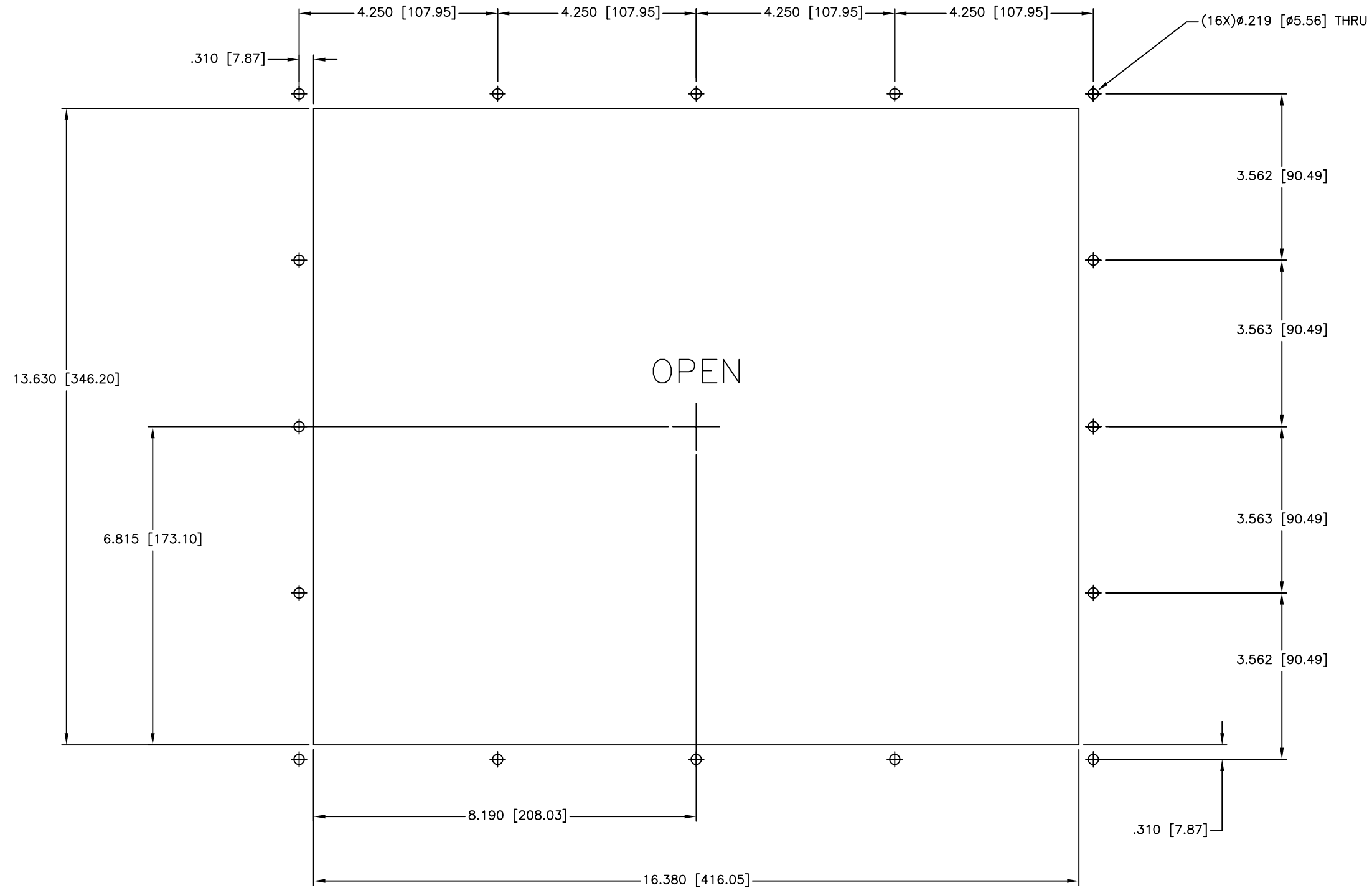
C

B

B

A

A



PANEL CUTOUT PATTERN

ITEM	QTY	MFR. PT.NO.	DESCRIPTION	SYM/NOTE
LIST OF MATERIALS				
UNLESS OTHERWISE SPECIFIED DIMENSIONS ARE IN INCHES AND APPLY BEFORE FINISH SURFACE ROUGHNESS .125/ TOLERANCE ON FRACTIONS DECIMALS ANGLES		DRAWN JHB	DATE 03/29/05	VARTECH SYSTEMS
± 1/64 ±.XX=.02 ± 1/2		CHECKED		
MATERIAL		DRAFTING		OUTLINE DRAWING VT170P (SS)
VT170P (SS)		ENGINEER		
FINISH		MANUF		SIZE D
USED ON		APPROVED		DWG NO. 601-0164
APPLICATION		QA		REV 1
SCALE 1 : 1.25			FILE NUMBER: 6010164B-R1	SHEET 2 OF 2

8

7

6

5

4

3

2

1