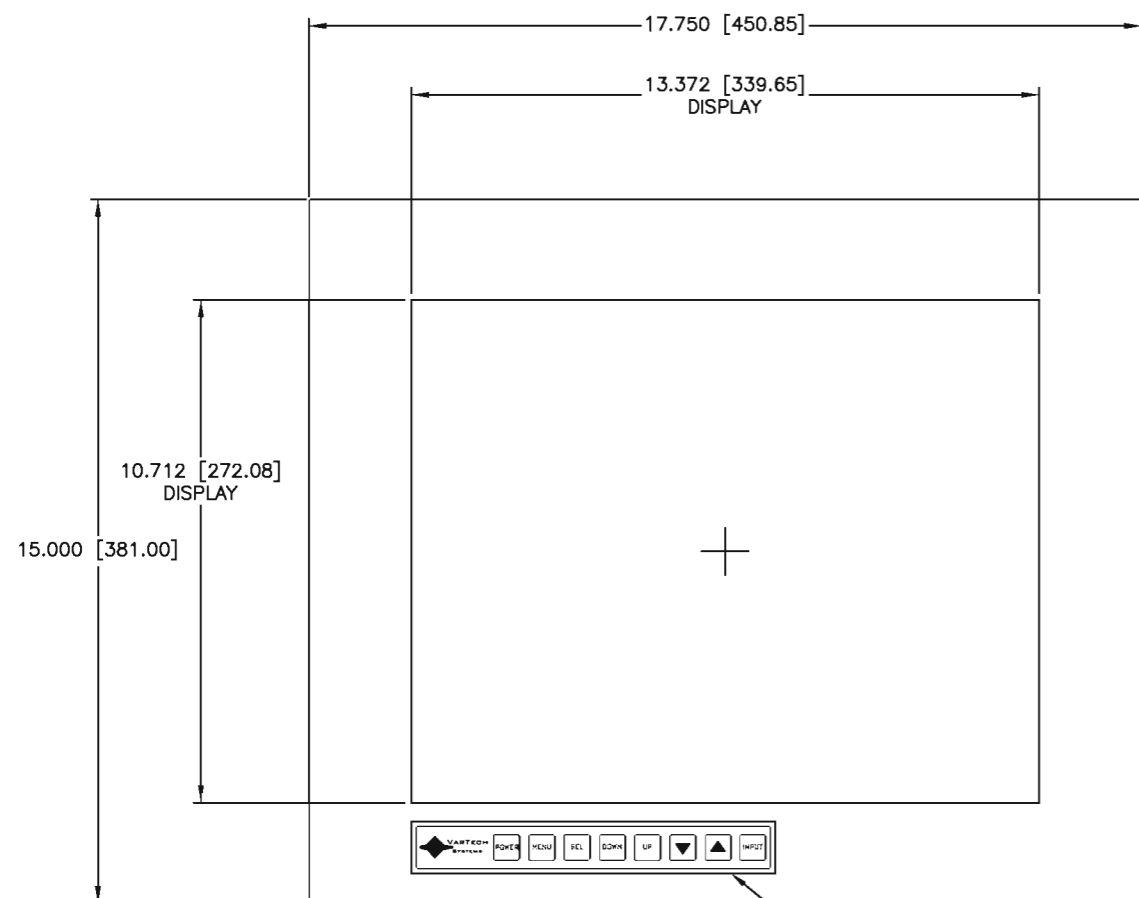
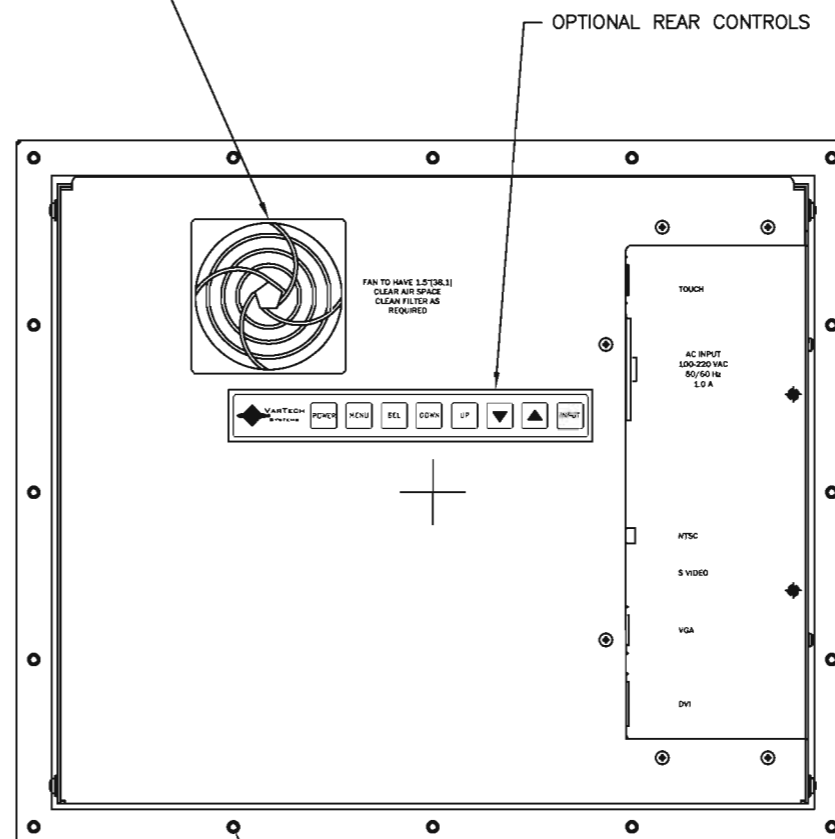


CHANGE HISTORY		
FILE INDEX	DESCRIPTION	APPROVAL INITIAL DATE
1	PRELIMINARY RELEASE	

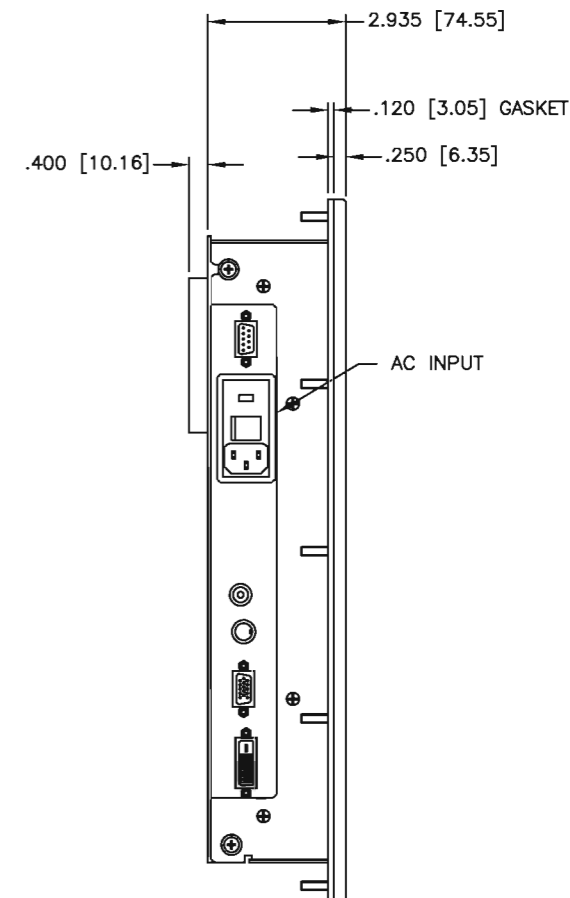


FRONT VIEW

FAN TO HAVE 1.5"[38.1] CLEAR AIR SPACE CLEAN FILTER AS REQUIRED



REAR VIEW



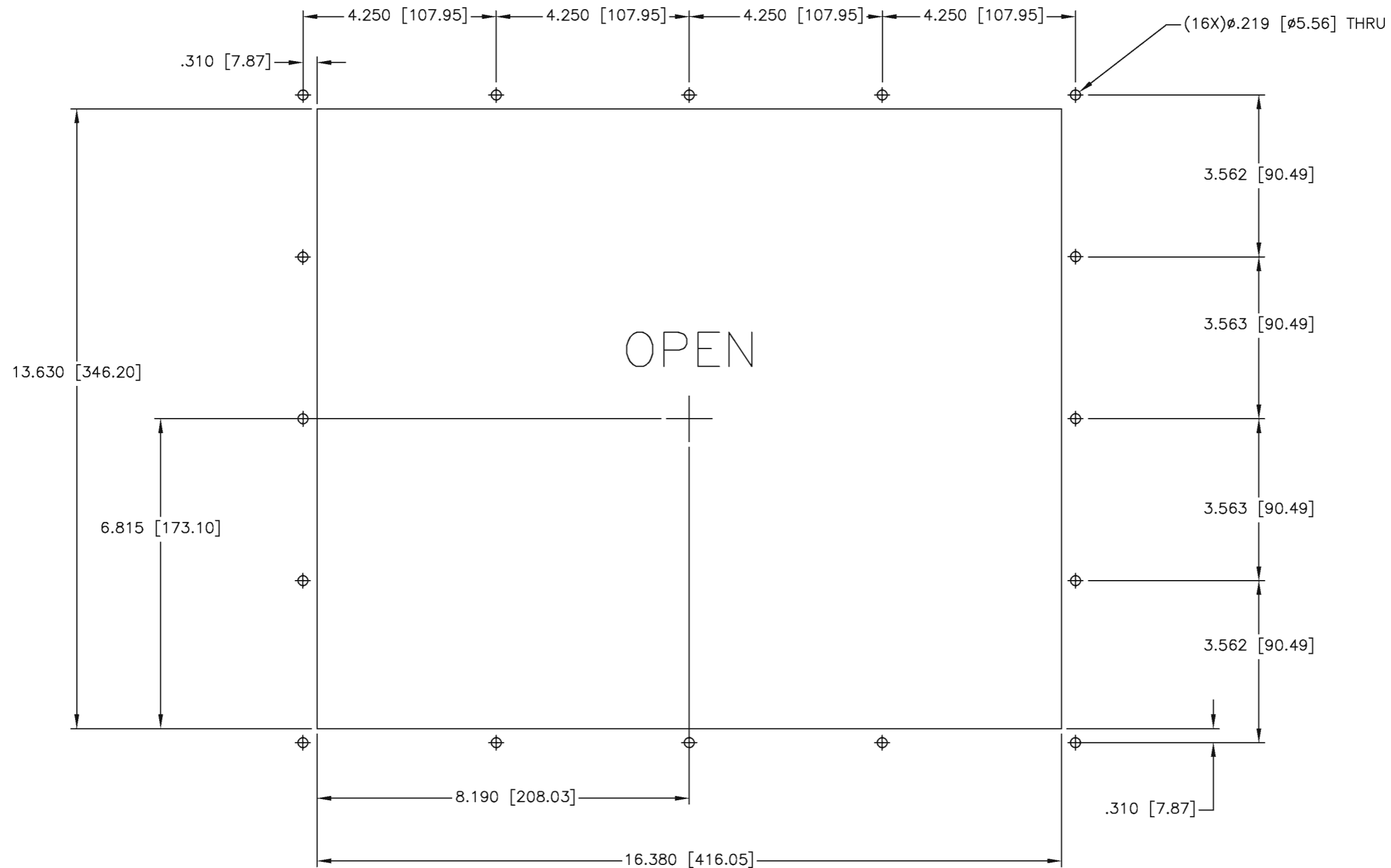
CONN VIEW

NOTES:

1. ALL DIMENSIONS ARE NOMINAL AND FOR REFERENCE ONLY. THIS DRAWING SHOULD NOT BE USED FOR DESIGN PURPOSES.
2. WEIGHT OF UNIT IS XXX LBS.
3. SHIPPING WEIGHT OF UNIT IS XXX LBS.

ITEM	QTY	MFR. PT.NO.	DESCRIPTION	SYM/NOTE
LIST OF MATERIALS				
UNLESS OTHERWISE SPECIFIED DIMENSIONS ARE IN INCHES AND APPLY BEFORE FINISH SURFACE ROUGHNESS .125/ TOLERANCE ON		DRAWN DATE JHB 04/01/05		 VARTECH SYSTEMS OUTLINE DRAWING VT170P1
FRACTIONS DECIMALS ANGLES ± 1/64 ±.XX=.02 ± 1/2		CHECKED		
MATERIAL		DRAFTING		
FINISH		ENGINEER		
APPLICATION		MANUF		SIZE D
		APPROVED		DWG NO. 601-0166
		QA		REV 1
			SCALE 1 : 2	SHEET 1 OF 2

CHANGE HISTORY		
FILE INDEX	DESCRIPTION	APPROVAL INITIAL DATE
1	PRELIMINARY RELEASE	



OPEN

PANEL CUTOUT PATTERN

ITEM	QTY	MFR. PT.NO.	DESCRIPTION	SYM/NOTE
LIST OF MATERIALS				
UNLESS OTHERWISE SPECIFIED DIMENSIONS ARE IN INCHES AND APPLY BEFORE FINISH SURFACE ROUGHNESS .125/ TOLERANCE ON		DRAWN JHB	DATE 04/01/05	 VARTECH SYSTEMS OUTLINE DRAWING VT170P1
FRACTIONS DECIMALS ANGLES		CHECKED	DRAFTING	
± 1/64 ±.XX=.02 ± 1/2		ENGINEER	MANUF	
MATERIAL		APPROVED	QA	
VT170P	FINISH	SCALE 1 : 1.25		REV 1
USED ON		DWC NO. 601-0166		SHEET 2 OF 2
APPLICATION		FILE NUMBER: 6010166B-R1		