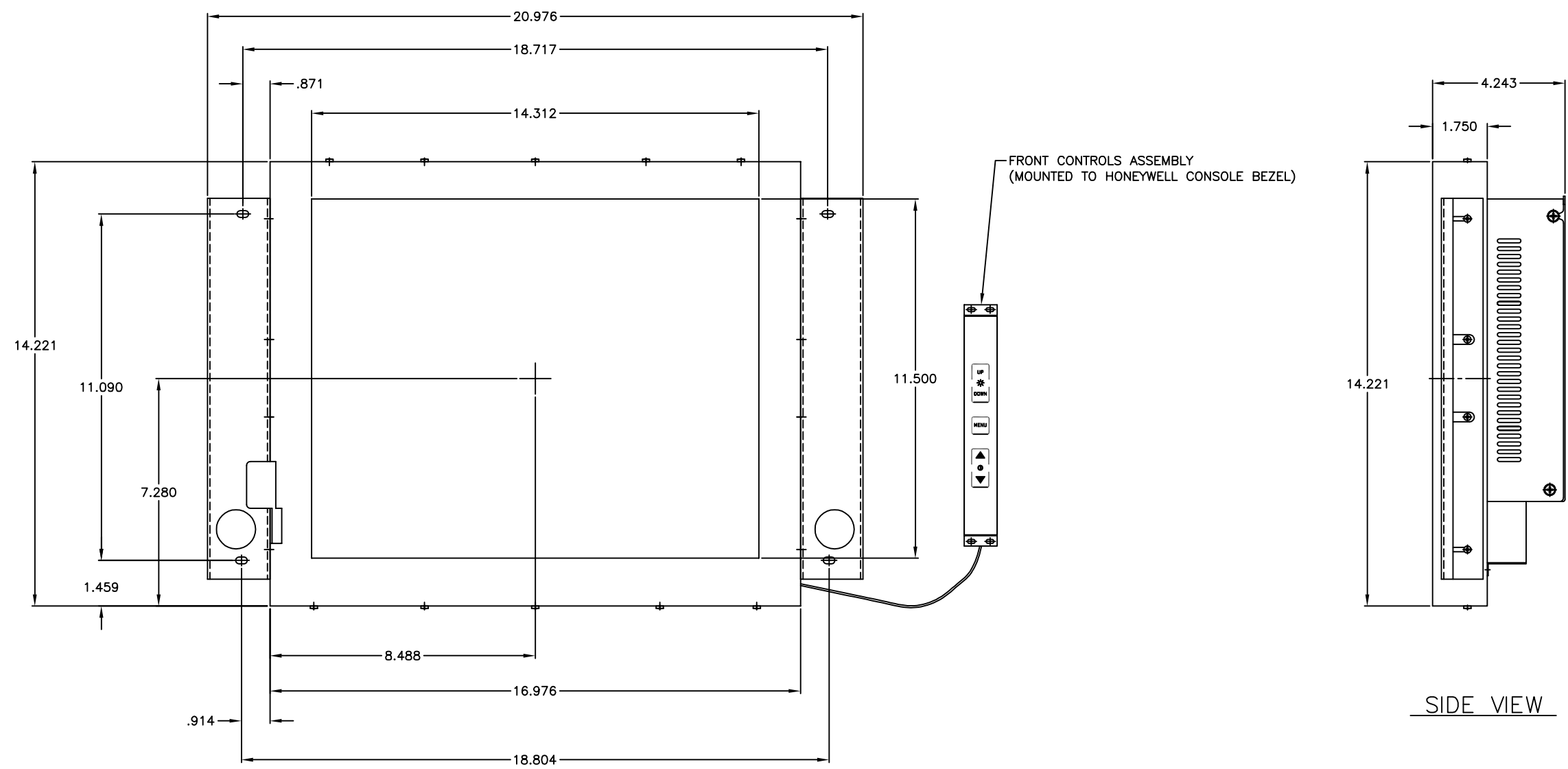


CHANGE HISTORY			
FILE INDEX	DESCRIPTION	APPROVAL INITIAL	DATE
1	PRELIMINARY RELEASE		
2	CHANGED MEMBRANE, ADDED MTG BRACKETS	DMS	1/14/04



FRONT VIEW

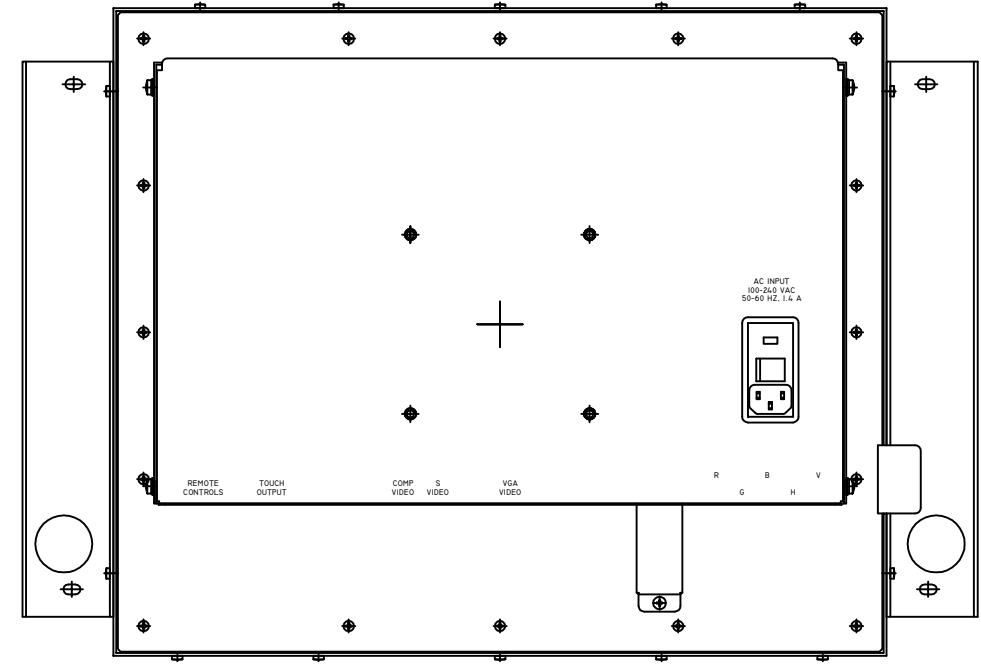
SIDE VIEW

- NOTES:
1. ALL DIMENSIONS ARE NOMINAL AND FOR REFERENCE ONLY. THIS DRAWING SHOULD NOT BE USE FOR DESIGN PURPOSES.
 2. WEIGHT OF UNIT IS 24 LBS.
 3. SHIPPING WEIGHT OF UNIT IS 32 LBS.

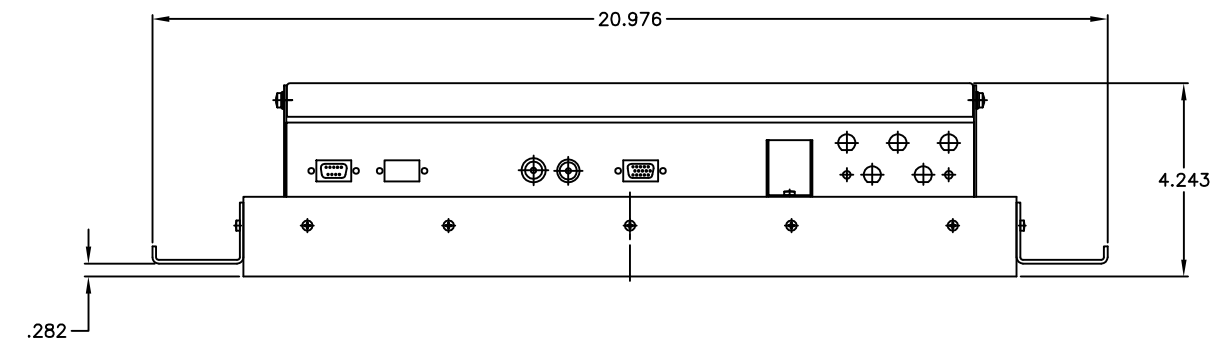
GROUP 3-13

ITEM	QTY	MFR. PT.NO.	DESCRIPTION	SYM/NOTE
LIST OF MATERIALS				
UNLESS OTHERWISE SPECIFIED DIMENSIONS ARE IN INCHES AND APPLY BEFORE FINISH		DRAWN	DATE	VARTECH SYSTEMS
SURFACE ROUGHNESS .125/		RVJ	04/09/04	
TOLERANCE ON		CHECKED		OUTLINE DRAWING VT181CH-101-1-00-00
FRACTIONS DECIMALS ANGLES		DRAFTING		
± 1/64 ± .XX=.02 ± 1/2		ENGINEER		
MATERIAL		MANUF		SIZE
FINISH		APPROVED		DWG NO.
VT181CH USED ON		QA		601-0101
APPLICATION				REV
				2
SCALE 1 : 2			SHEET 1 OF 2	

CHANGE HISTORY		
FILE INDEX	DESCRIPTION	APPROVAL INITIAL DATE
2	PRELIMINARY RELEASE	



REAR VIEW



BOTTOM VIEW

ITEM	QTY	MFR. PT.NO.	DESCRIPTION	SYM/NOTE
LIST OF MATERIALS				
UNLESS OTHERWISE SPECIFIED DIMENSIONS ARE IN INCHES AND APPLY BEFORE FINISH SURFACE ROUGHNESS .125/ TOLERANCE ON FRACTIONS DECIMALS ANGLES		DRAWN RVJ	DATE 04/09/04	 VARTech SYSTEMS OUTLINE DRAWING VT181CH-101-1-00-00
± 1/64 ±.XX=.02 ± 1/2		CHECKED	DRAFTING	
		ENGINEER	MANUF	
		APPROVED	QA	
VT181CH	USED ON	FINISH	SIZE D	DWG NO. 601-0101
APPLICATION			SCALE 1 : 2	REV 2
				FILE NUMBER: 6010101B-R2