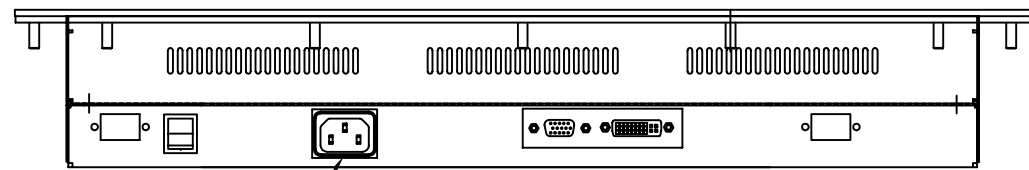
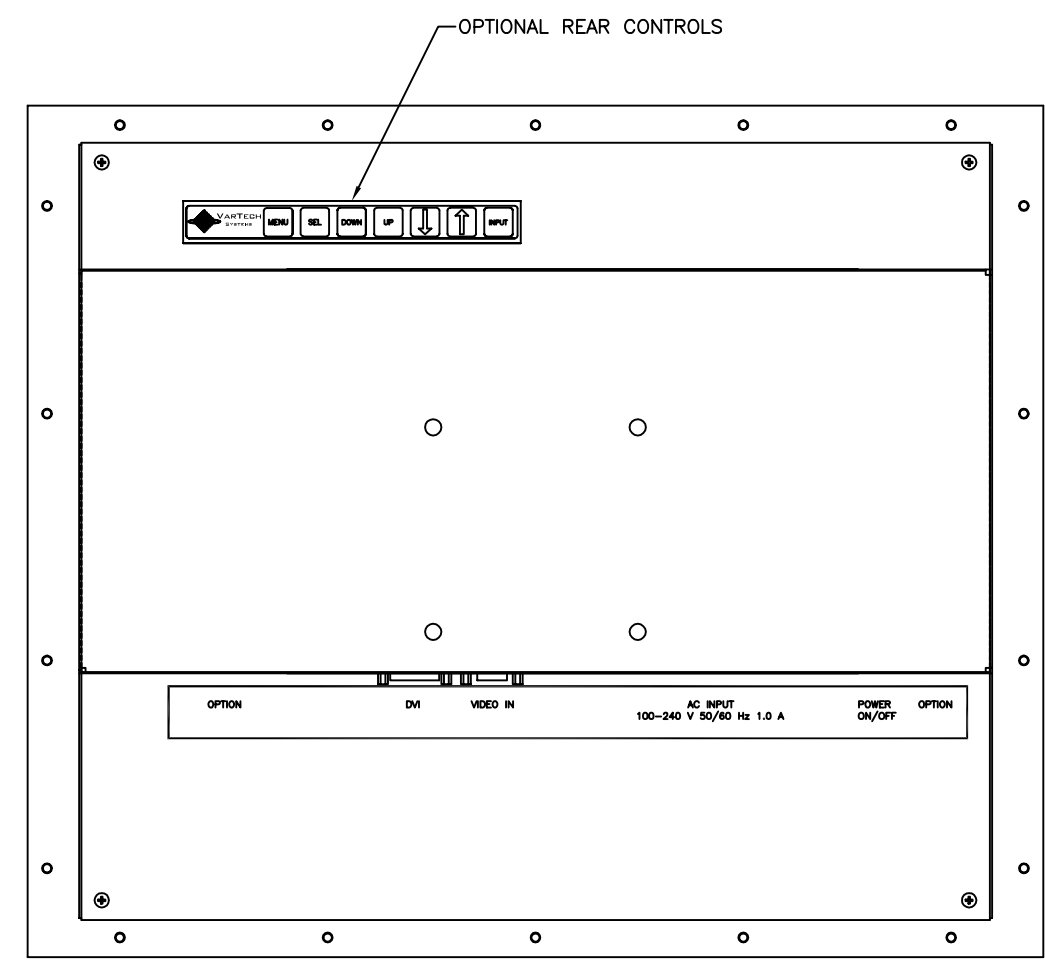
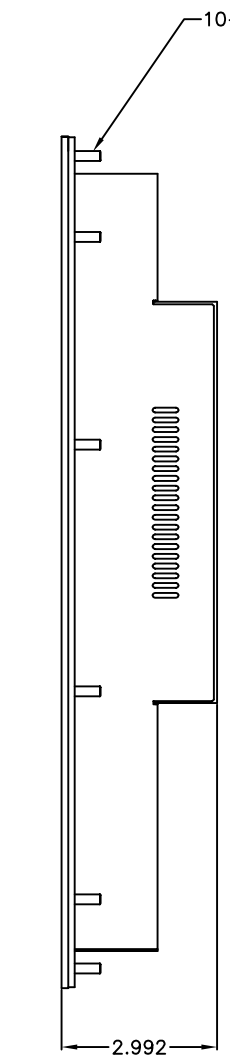
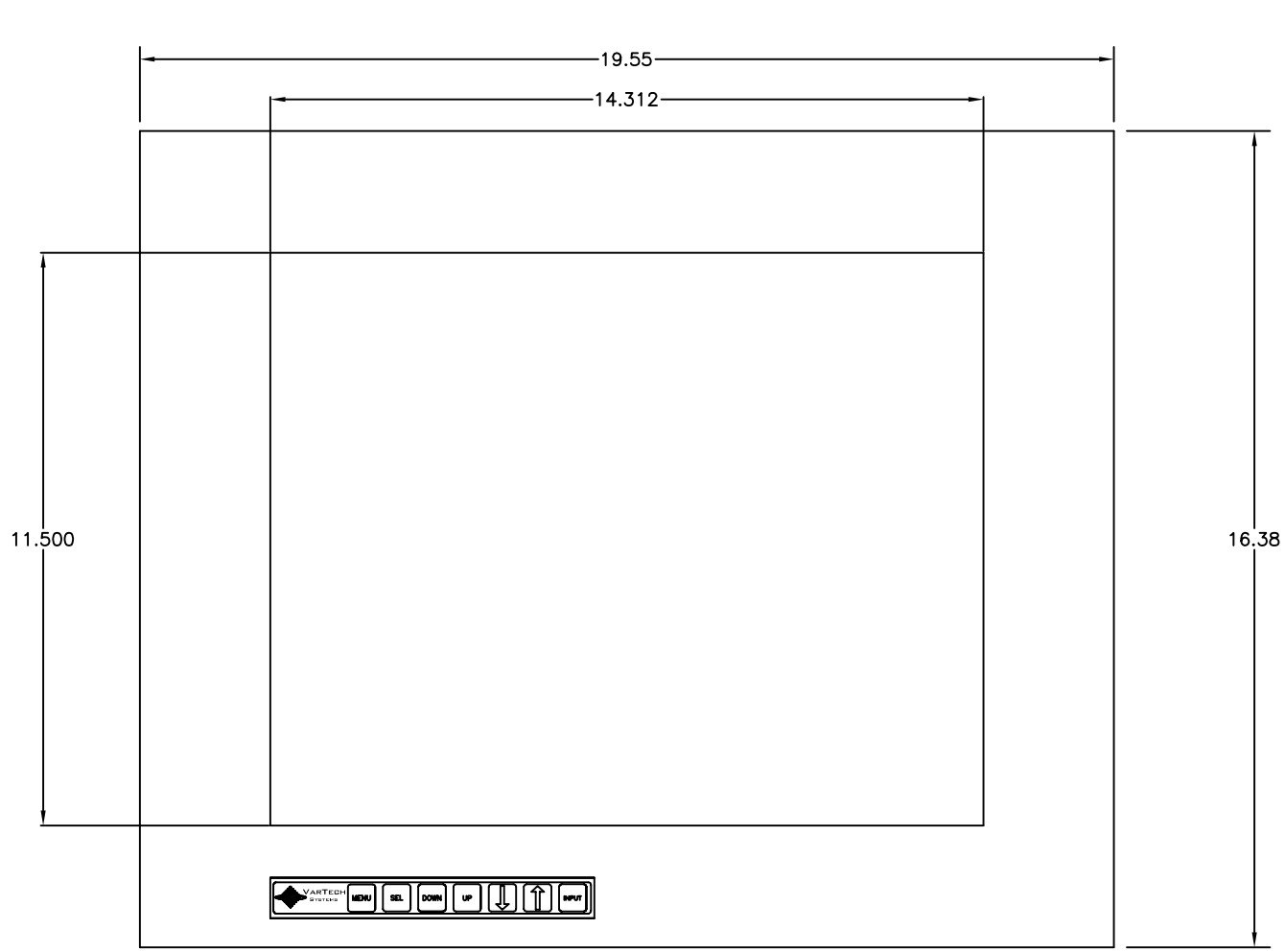


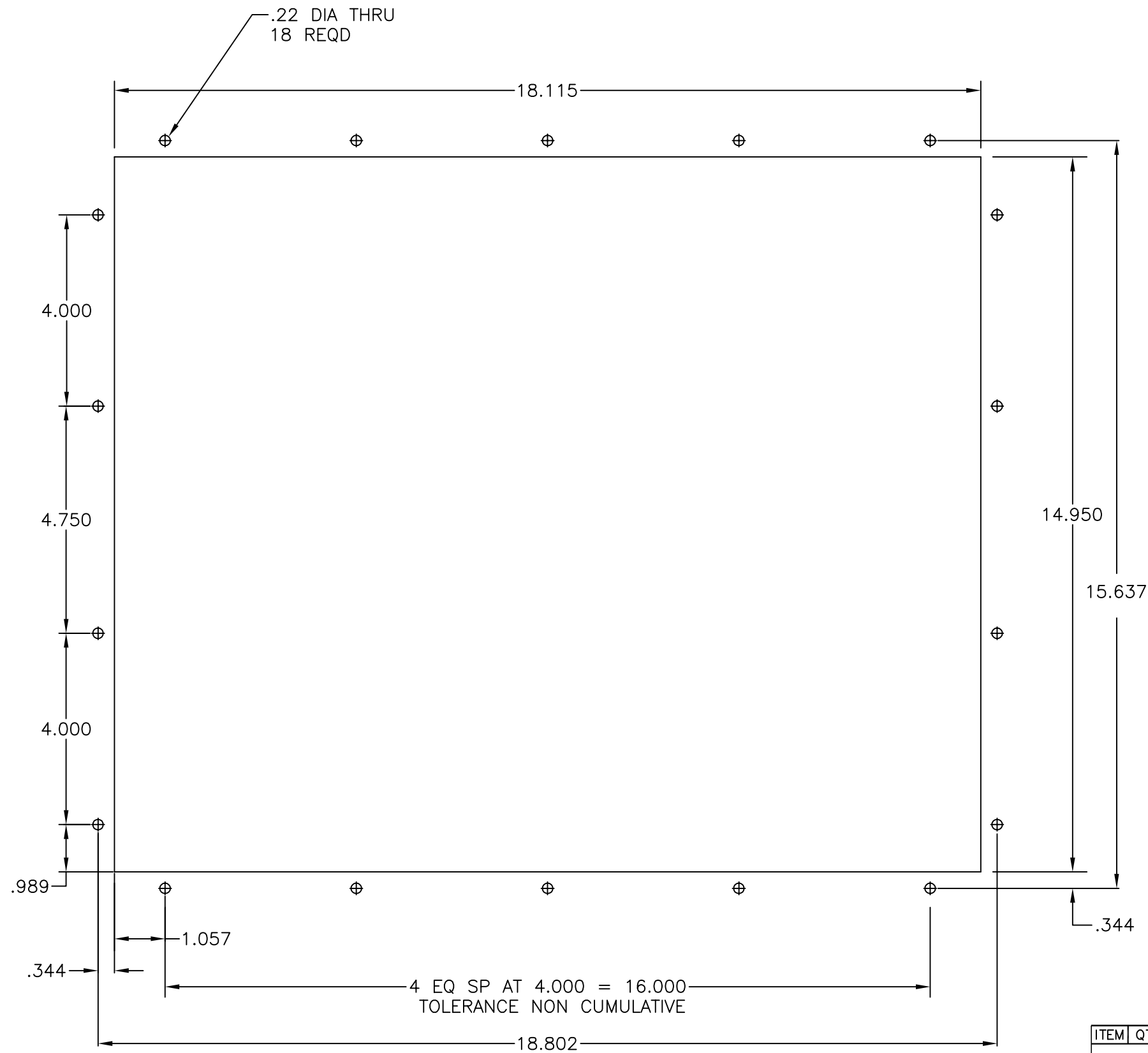
CHANGE HISTORY		
FILE INDEX	DESCRIPTION	APPROVAL INITIAL DATE
1	PRELIMINARY RELEASE	



- NOTES:
1. ALL DIMENSIONS ARE NOMINAL AND FOR REFERENCE ONLY. THIS DRAWING SHOULD NOT BE USED FOR DESIGN PURPOSES.
 2. WEIGHT OF UNIT IS 23 LBS.
 3. SHIPPING WEIGHT OF UNIT IS 30 LBS.

ITEM	QTY	MFR. PT.NO.	DESCRIPTION	SYM/NOTE
LIST OF MATERIALS				
UNLESS OTHERWISE SPECIFIED DIMENSIONS ARE IN INCHES AND APPLY BEFORE FINISH SURFACE ROUGHNESS .125/ TOLERANCE ON FRACTIONS $\pm \frac{1}{64}$ DECIMALS $\pm .XX = .02$ $\pm .XXX = .005$ ANGLES $\pm \frac{1}{2}$		DRAWN RKH	DATE 25FEB03	 VARTECH SYSTEMS OUTLINE DRAWING COLORVUE SERIES VT181PC
		CHECKED		
		DRAFTING		
		ENGINEER		
		MANUF		
VT181PC	FINISH	APPROVED		SIZE D
APPLICATION		QA		DWG NO. 601-0035
			SCALE 1 : 1	REV 1
				SHEET 1 OF 2

CHANGE HISTORY		
FILE INDEX	DESCRIPTION	APPROVAL INITIAL DATE
1	PRELIMINARY RELEASE	



PANEL CUTOUT PATTERN

ITEM	QTY	MFR. PT.NO.	DESCRIPTION	SYM/NOTE
LIST OF MATERIALS				
UNLESS OTHERWISE SPECIFIED DIMENSIONS ARE IN INCHES AND APPLY BEFORE FINISH SURFACE ROUGHNESS .125/ TOLERANCE ON		DRAWN RKH	DATE 25FEB03	 VARTECH SYSTEMS OUTLINE DRAWING COLORVUE SERIES VT181PC
FRACTIONS ± 1/64		CHECKED		
DECIMALS ± .XX = .02		DRAFTING		
ANGLES ± 1/2		ENGINEER		
MATERIAL		MANUF		SIZE D
VT181PC		APPROVED		DWG NO. 601-0035
USED ON		QA		REV 1
APPLICATION				SCALE 1 : 1
			SHEET 2 OF 2	FILE NUMBER: 6010035B-R1 1