

8

7

6

5

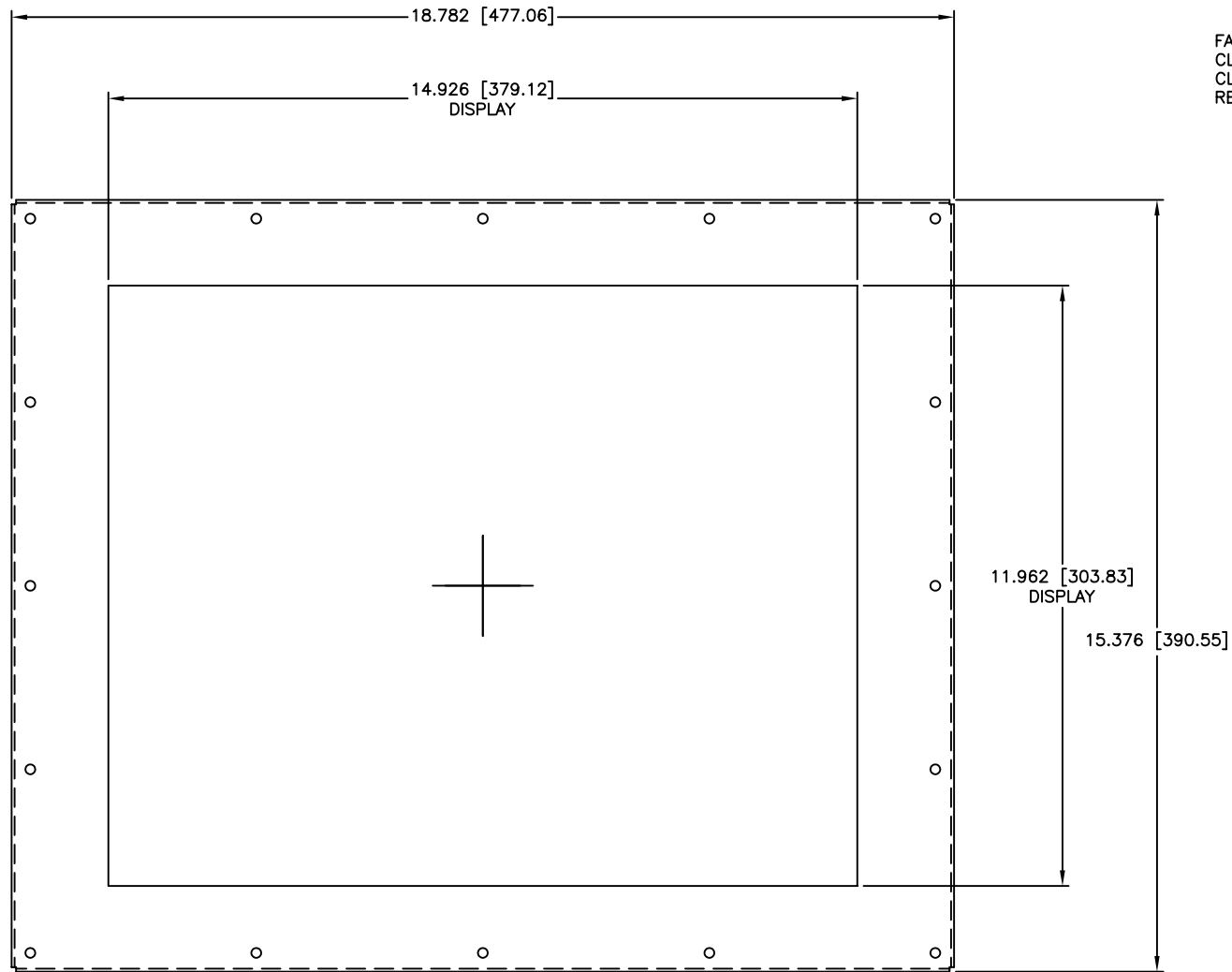
4

3

2

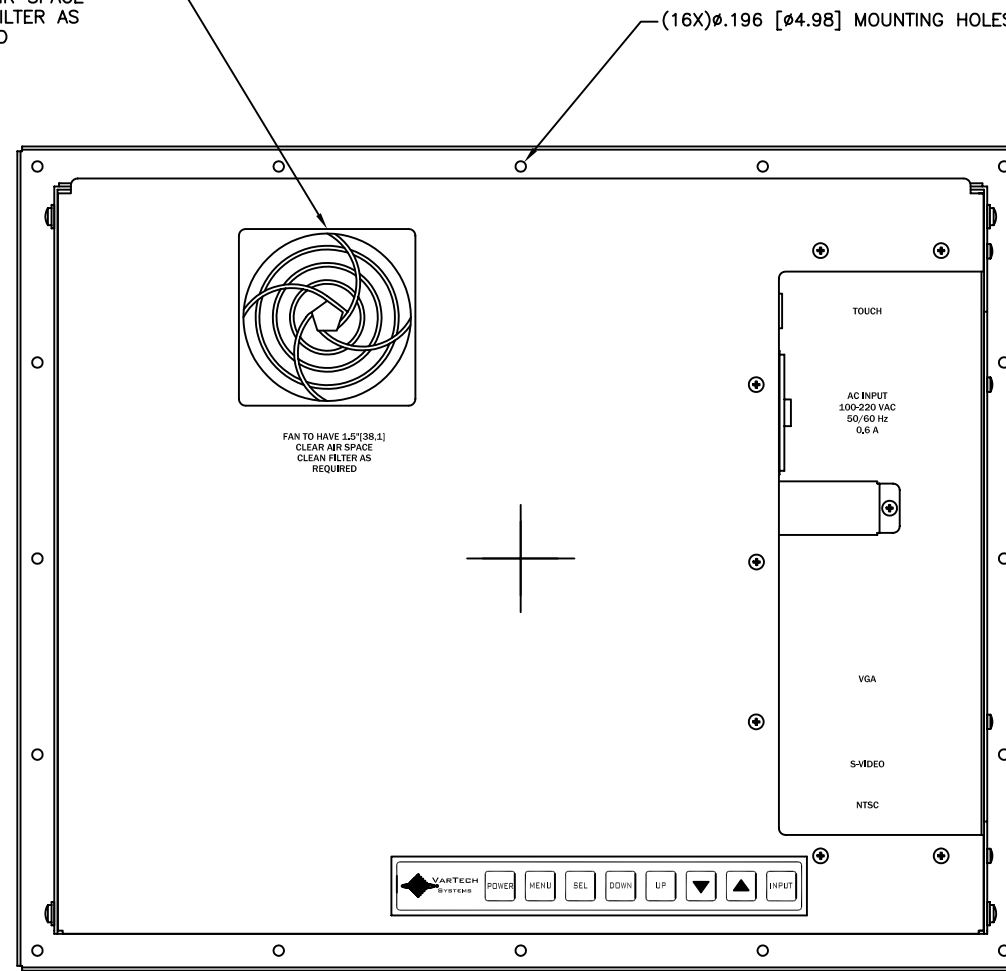
1

CHANGE HISTORY		
FILE INDEX	DESCRIPTION	APPROVAL INITIAL DATE
1	PRELIMINARY RELEASE	

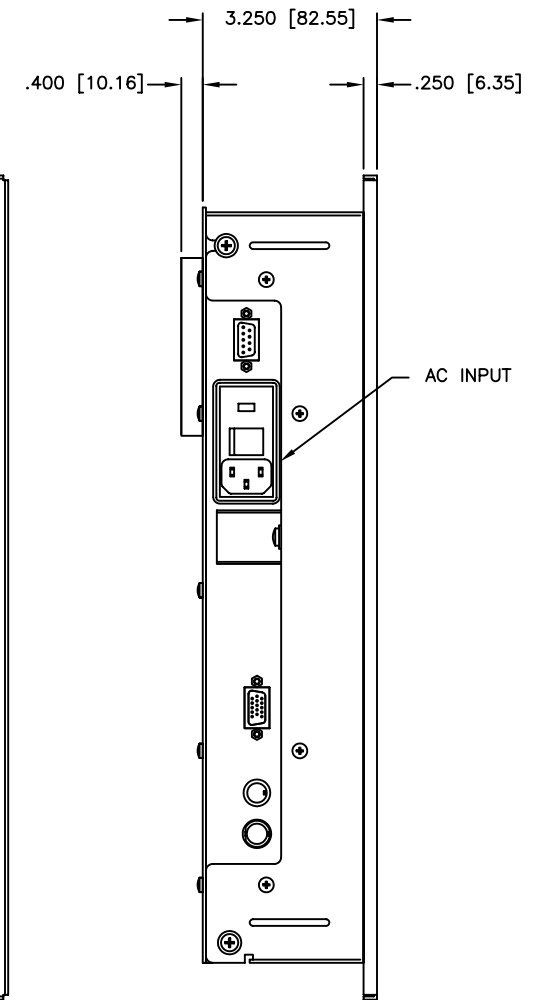


FRONT VIEW

FAN TO HAVE 1.5" [38.1] CLEAR AIR SPACE
CLEAN FILTER AS REQUIRED



REAR VIEW



CONN VIEW

NOTES:

1. ALL DIMENSIONS ARE NOMINAL AND FOR REFERENCE ONLY. THIS DRAWING SHOULD NOT BE USED FOR DESIGN PURPOSES.
2. WEIGHT OF UNIT IS 19 LBS.
3. SHIPPING WEIGHT OF UNIT IS 30 LBS.

ITEM	QTY	MFR. PT.NO.	DESCRIPTION	SYM/NOTE
LIST OF MATERIALS				
UNLESS OTHERWISE SPECIFIED DIMENSIONS ARE IN INCHES AND APPLY BEFORE FINISH SURFACE ROUGHNESS .125/ TOLERANCE ON FRACTIONS DECIMALS ANGLES ± 1/64 ± .XX=.02 ± 1/2		DRAWN JHB	DATE 05/13/05	 VARTECH SYSTEMS OUTLINE DRAWING DIAMONDVUE SERIES VT190C1
MATERIAL		CHECKED		
FINISH		DRAFTING		
APPLICATION		ENGINEER		
		MANUF		
		APPROVED		SIZE D
		QA		DWG NO. 601-0181
				REV 1
			SCALE 1:1.75	SHEET 1 OF 2

FILE NUMBER: 6010181A-R1

8

7

6

5

4

3

2

1

8 7 6 5 4 3 2 1

CHANGE HISTORY		
FILE INDEX	DESCRIPTION	APPROVAL INITIAL DATE
1	PRELIMINARY RELEASE	

D

D

C

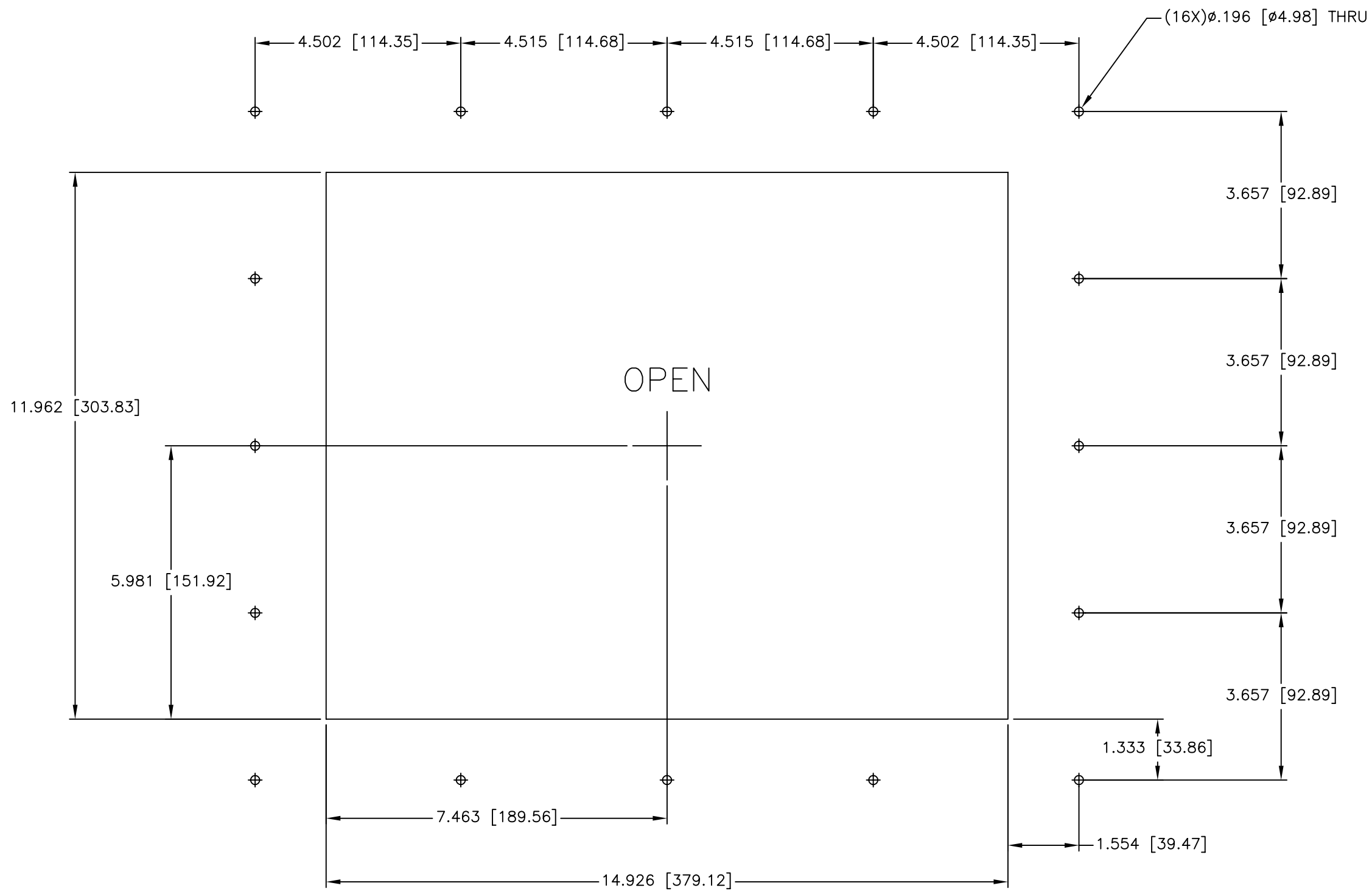
C

B

B

A

A



CUTOUT PATTERN

ITEM	QTY	MFR. PT.NO.	DESCRIPTION	SYM/NOTE
LIST OF MATERIALS				
UNLESS OTHERWISE SPECIFIED DIMENSIONS ARE IN INCHES AND APPLY BEFORE FINISH SURFACE ROUGHNESS .125/ TOLERANCE ON FRACTIONS DECIMALS ANGLES ± 1/64 ± .XX=.02 ± 1/2		DRAWN JHB	DATE 05/12/05	 VARTECH SYSTEMS OUTLINE DRAWING VT190C1
		CHECKED		
		DRAFTING		
		ENGINEER		
MATERIAL		MANUF		
FINISH		APPROVED		
APPLICATION		QA		
VT190C1				SIZE D
USED ON				DWG NO. 601-0181
				REV 1
SCALE1 : 1.25			SHEET 2 OF 2	

8 7 6 5 4 3 2 1

FILE NUMBER: 6010181B-R1