

8

7

6

5

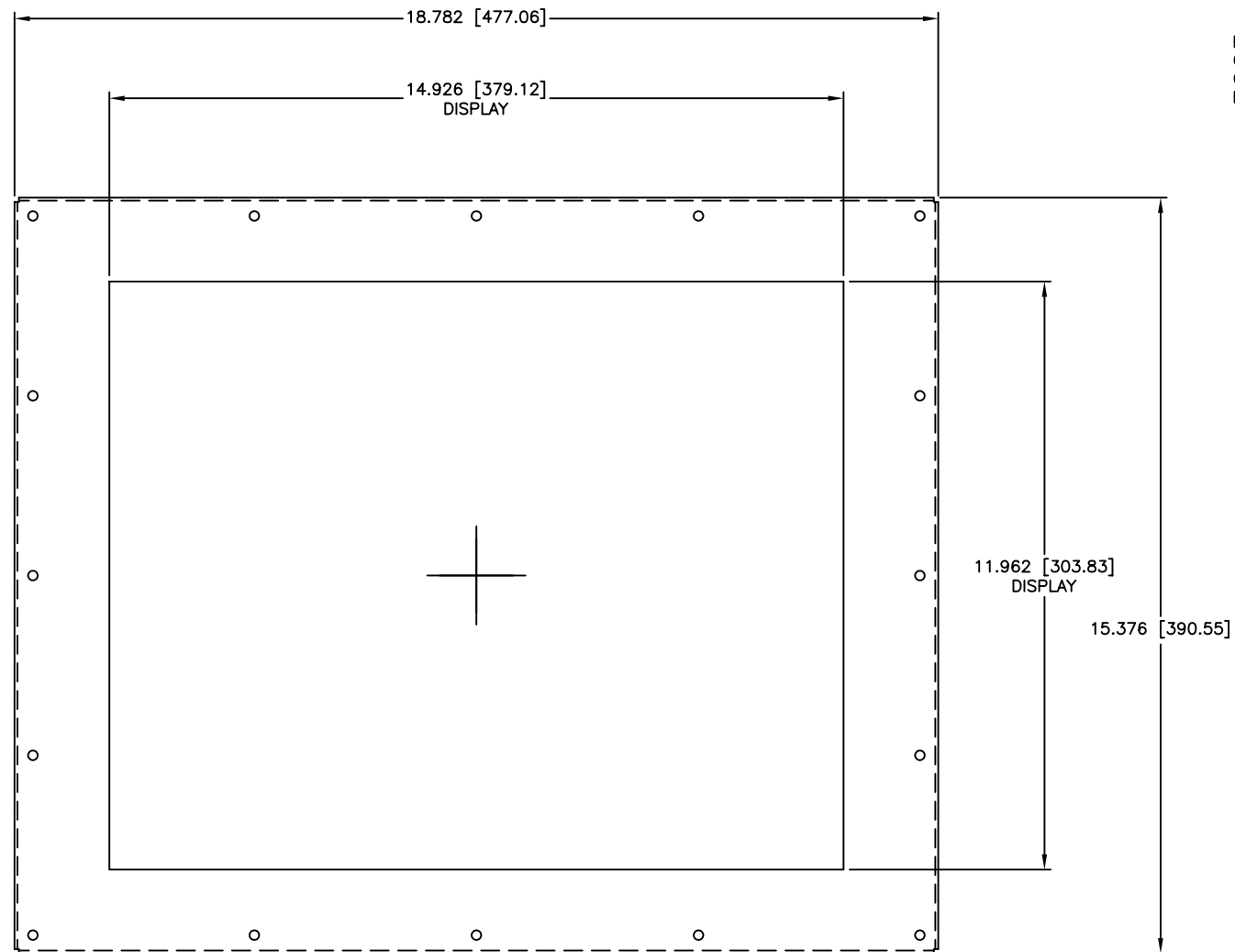
4

3

2

1

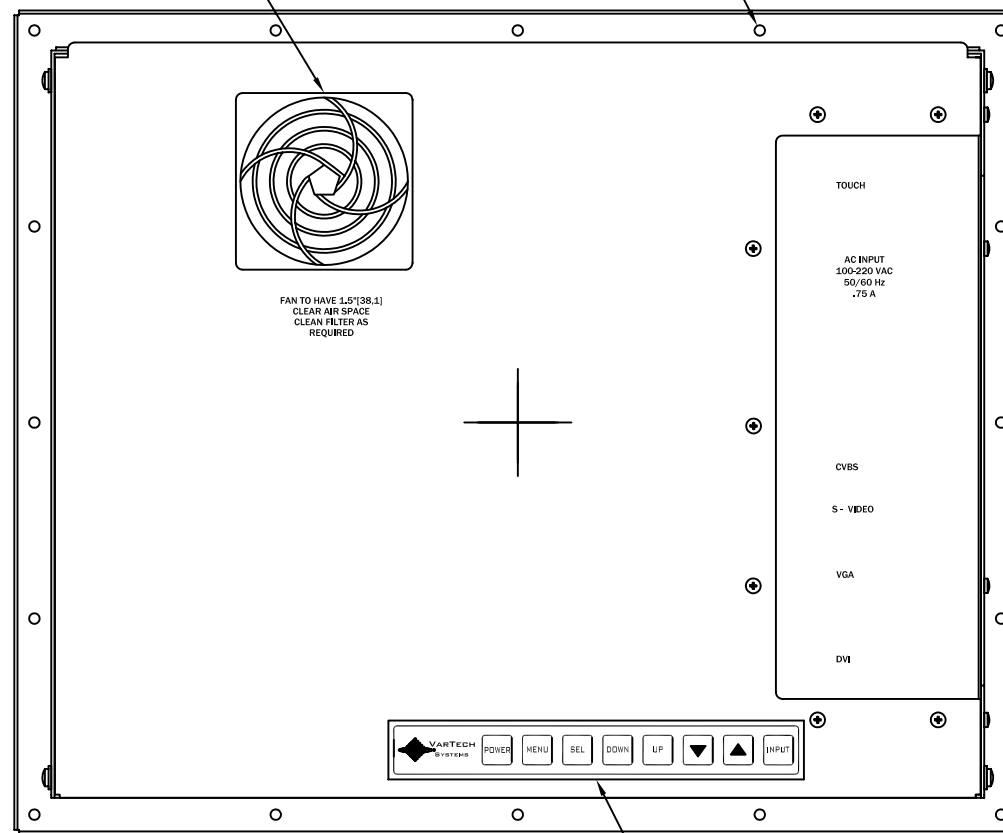
CHANGE HISTORY		
FILE INDEX	DESCRIPTION	APPROVAL INITIAL DATE
1	PRELIMINARY RELEASE	



FRONT VIEW

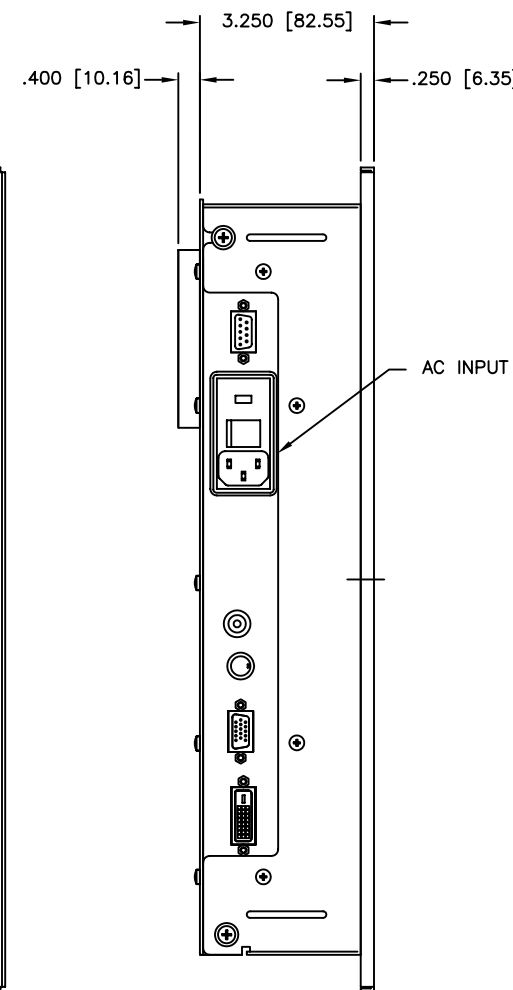
FAN TO HAVE 1.5" [38.1] CLEAR AIR SPACE CLEAN FILTER AS REQUIRED

(16X)Ø.196 [Ø4.98] MOUNTING HOLES



REAR VIEW

REAR CONTROLS



CONN VIEW

NOTES:

1. ALL DIMENSIONS ARE NOMINAL AND FOR REFERENCE ONLY. THIS DRAWING SHOULD NOT BE USED FOR DESIGN PURPOSES.
2. WEIGHT OF UNIT IS 19 LBS.
3. SHIPPING WEIGHT OF UNIT IS 30 LBS.

ITEM	QTY	MFR. PT.NO.	DESCRIPTION	SYM/NOTE
LIST OF MATERIALS				
UNLESS OTHERWISE SPECIFIED DIMENSIONS ARE IN INCHES AND APPLY BEFORE FINISH SURFACE ROUGHNESS .125/ TOLERANCE ON FRACTIONS DECIMALS ANGLES		DRAWN DATE JHB 05/12/05	VARTECH SYSTEMS	
± 1/64 ± .XX=.02 ± 1/2		CHECKED		
MATERIAL		DRAFTING	OUTLINE DRAWING VT190C	
FINISH		ENGINEER		
APPLICATION		MANUF	SIZE D	DWG NO. 601-0180
		APPROVED	SCALE 1:1.75	REV 1
		QA	SHEET 1 OF 2	

FILE NUMBER: 6010180A-R1

8

7

6

5

4

3

2

1

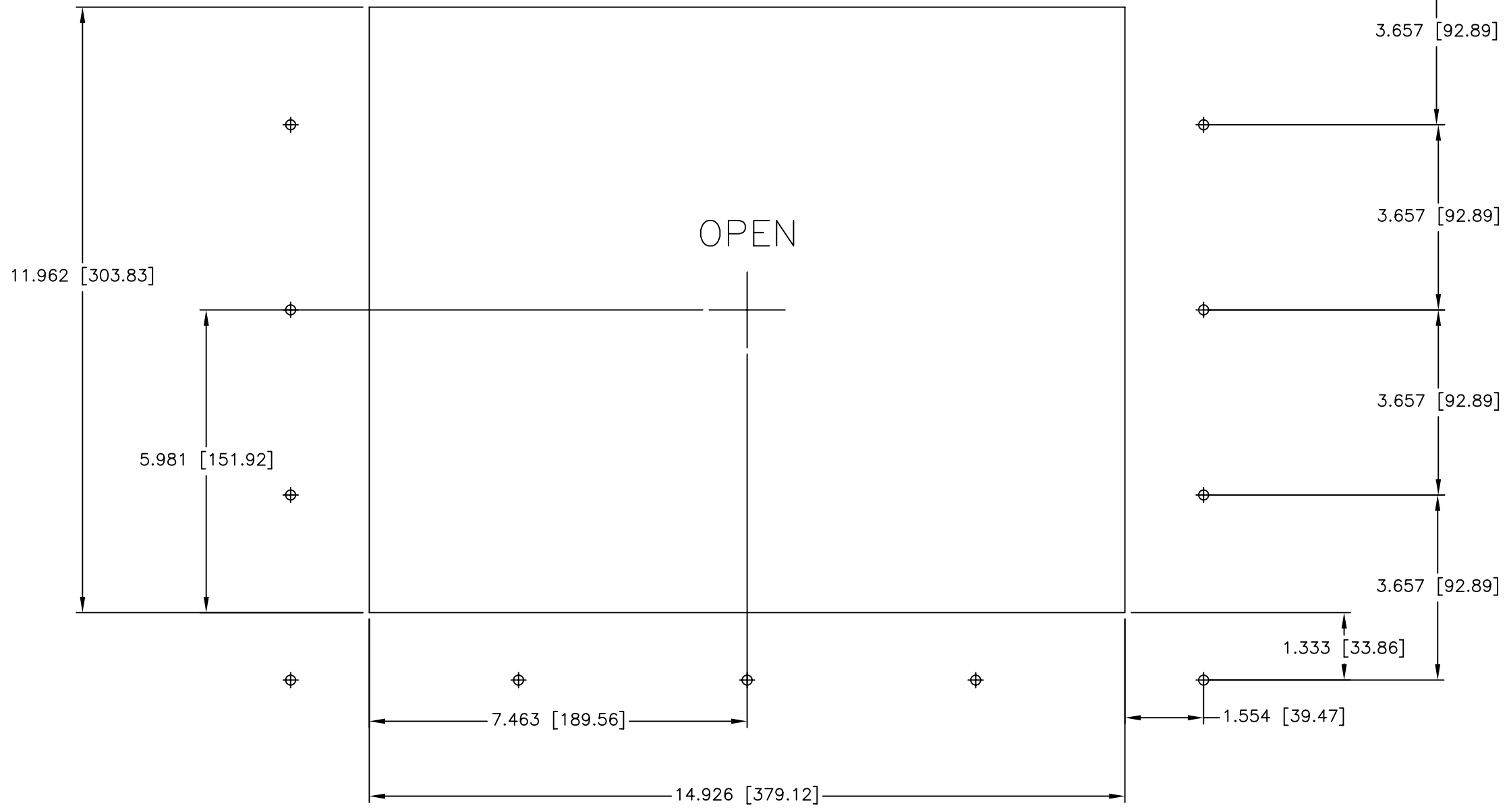
8 7 6 5 4 3 2 1

CHANGE HISTORY		
FILE INDEX	DESCRIPTION	APPROVAL INITIAL DATE
1	PRELIMINARY RELEASE	

D
C
B
A

D
C
B
A

4.502 [114.35] 4.515 [114.68] 4.515 [114.68] 4.502 [114.35] (16X)Ø.196 [Ø4.98] THRU



CUTOUT PATTERN

ITEM	QTY	MFR. PT.NO.	DESCRIPTION	SYM/NOTE
LIST OF MATERIALS				
UNLESS OTHERWISE SPECIFIED DIMENSIONS ARE IN INCHES AND APPLY BEFORE FINISH SURFACE ROUGHNESS .125/ TOLERANCE ON		DRAWN	DATE	 VARTECH SYSTEMS OUTLINE DRAWING VT190C
FRACTIONS DECIMALS ANGLES		CHECKED		
± 1/64 ±.XX=.02 ± 1/2		DRAFTING		
MATERIAL		ENGINEER		
VT190C		MANUF		SIZE
USED ON		APPROVED		DWG NO.
APPLICATION		QA		REV
			SCALE1 : 1.25	SHEET 2 OF 2

8 7 6 5 4 3 2 1