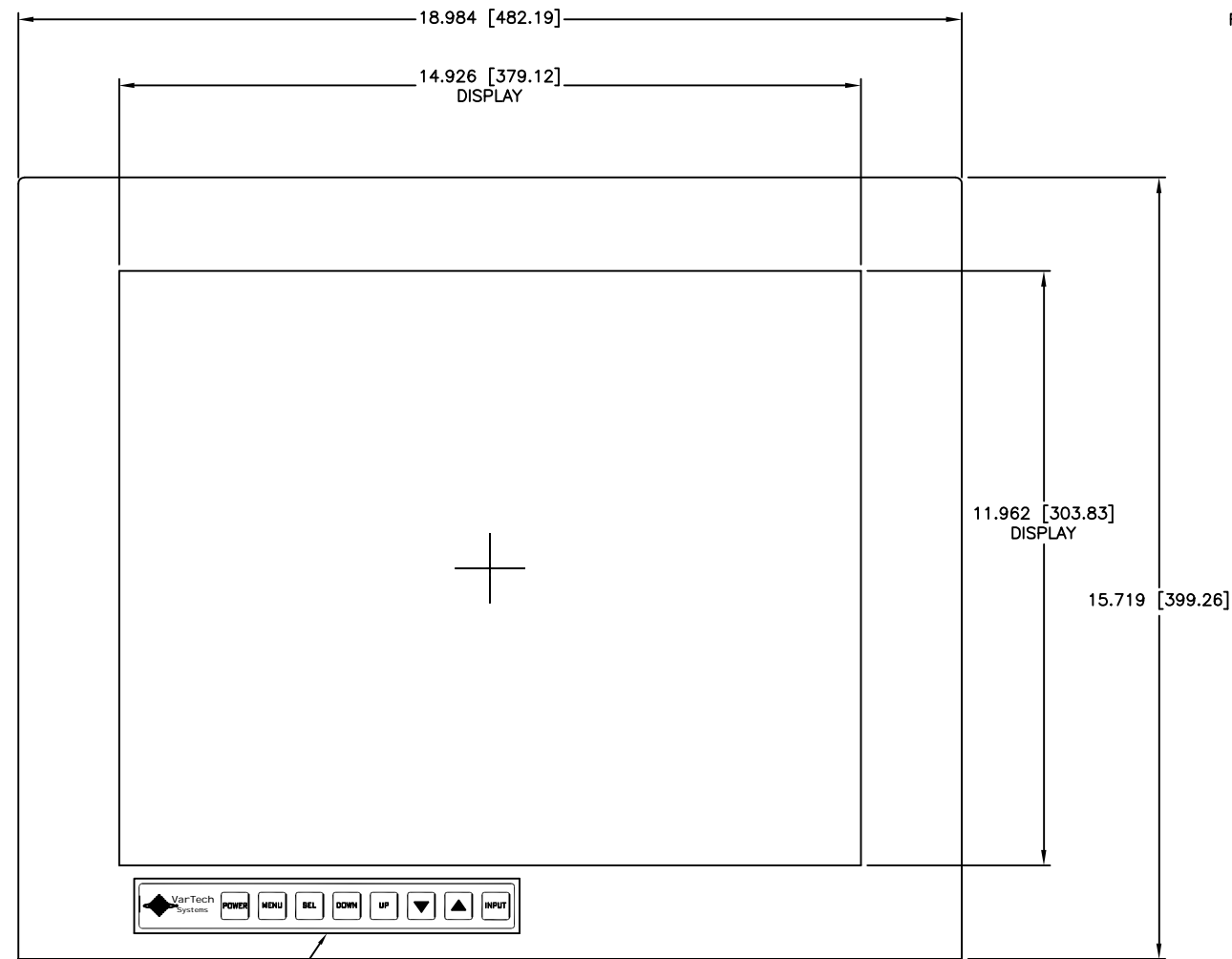
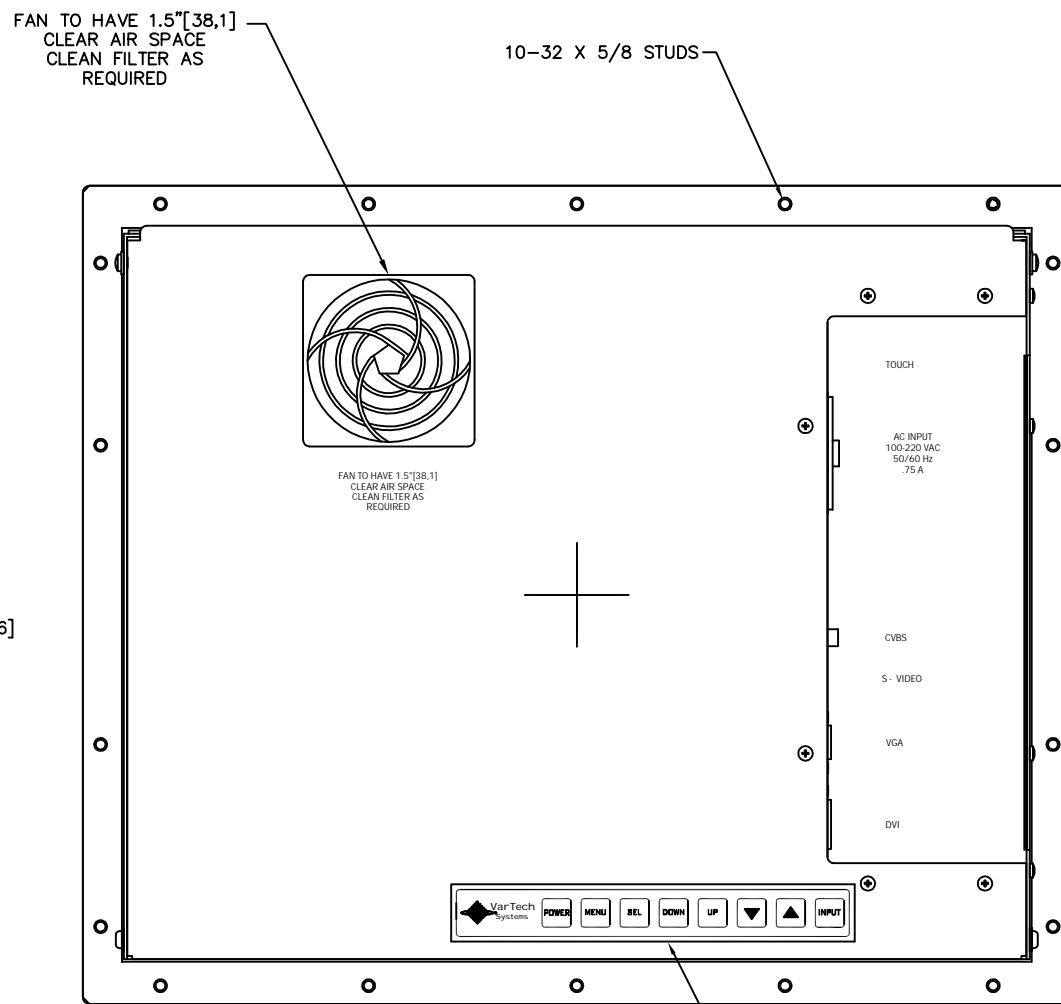


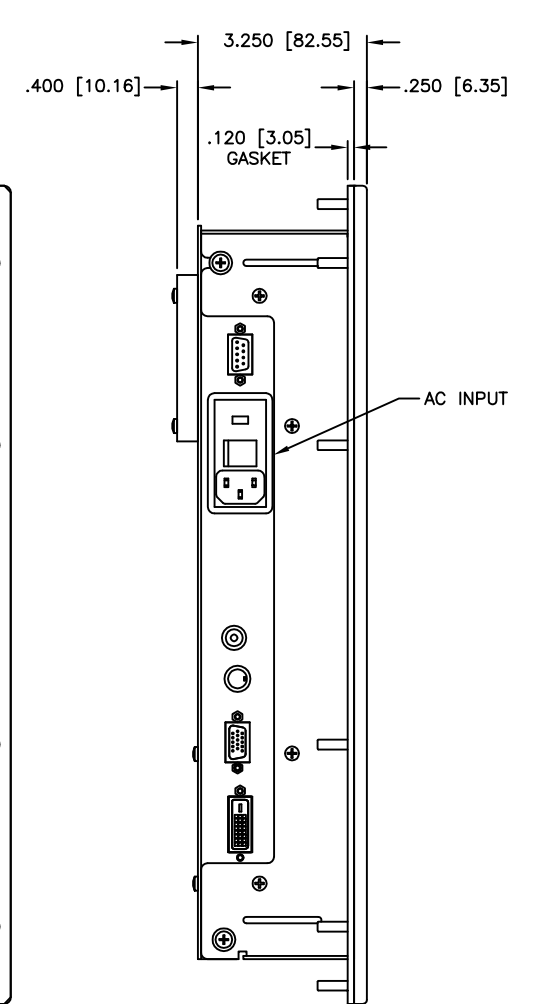
CHANGE HISTORY			
FILE INDEX	DESCRIPTION	APPROVAL INITIAL	DATE
A	PRELIMINARY RELEASE		
B	REVISED PER Δ REPLACED REAR COVER AND CONNECTOR INSERT	JHB	03/30/06
C	REVISED PER Δ REVISED SILKSCREEN	JHB	04/18/06



FRONT VIEW



REAR VIEW

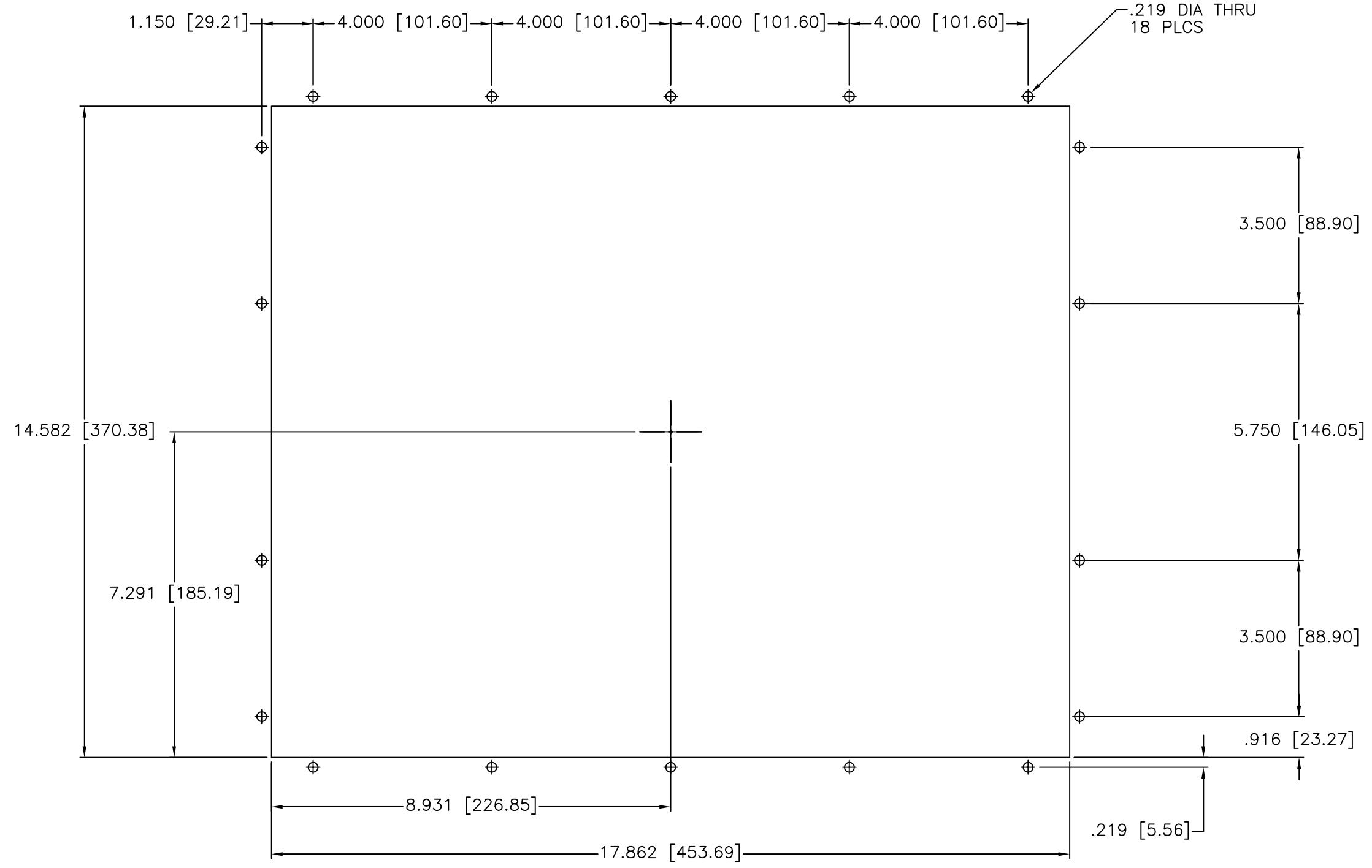


CONN VIEW

- NOTES:
1. ALL DIMENSIONS ARE NOMINAL AND FOR REFERENCE ONLY. THIS DRAWING SHOULD NOT BE USED FOR DESIGN PURPOSES.
 2. WEIGHT OF UNIT IS 19 LBS.
 3. SHIPPING WEIGHT OF UNIT IS 30 LBS.

ITEM	QTY	MFR. PT.NO.	DESCRIPTION	SYM/NOTE
LIST OF MATERIALS				
UNLESS OTHERWISE SPECIFIED DIMENSIONS ARE IN INCHES AND APPLY BEFORE FINISH SURFACE ROUGHNESS .125/ TOLERANCE ON FRACTIONS DECIMALS ANGLES		DRAWN DAVE SMITH	DATE 7-13-04	 VARTECH SYSTEMS OUTLINE DRAWING DIAMONDVUE SERIES VT190P
± 1/64 ± .XX = .02 ± 1/2		CHECKED		
MATERIAL		DRAFTING		
FINISH		ENGINEER		
APPLICATION		MANUF		SIZE D
		APPROVED		DWG NO. 601-0093
		QA		REV C
			SCALE 1:1.75	SHEET 1 OF 2

CHANGE HISTORY		
FILE INDEX	DESCRIPTION	APPROVAL INITIAL DATE
A	PRELIMINARY RELEASE	
B	REVISED PER Δ_B	
C	REVISED PER Δ_C	



PANEL CUTOUT PATTERN

ITEM	QTY	MFR. PT.NO.	DESCRIPTION	SYM/NOTE
LIST OF MATERIALS				
UNLESS OTHERWISE SPECIFIED DIMENSIONS ARE IN INCHES AND APPLY BEFORE FINISH SURFACE ROUGHNESS .125/ TOLERANCE ON FRACTIONS DECIMALS ANGLES		DRAWN DATE DAVE SMITH 7-13-04		 VARTECH SYSTEMS OUTLINE DRAWING DIAMONDVUE SERIES VT190P
± 1/64 ±.XX=.02 ± 1/2		CHECKED		
MATERIAL		DRAFTING		
FINISH		ENGINEER		
VT190P USED ON APPLICATION		MANUF		SIZE D
		APPROVED		DWG NO. 601-0093
		QA		REV C
SCALE 1 : 1.25				SHEET 2 OF 2