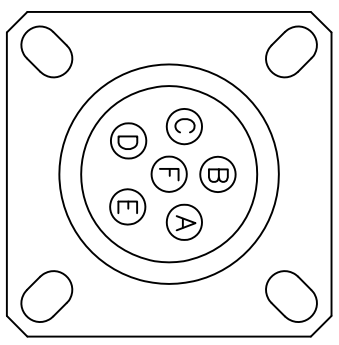
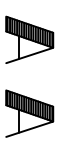


PIN	COLOR	DESCRIPTION
A	RED	RXD
B	WHITE	TXD
C	BLACK	SIGNAL GND
D	WIRE HOLE FILLER	-
E	WIRE HOLE FILLER	-
F	SHIELD	SHIELD GND

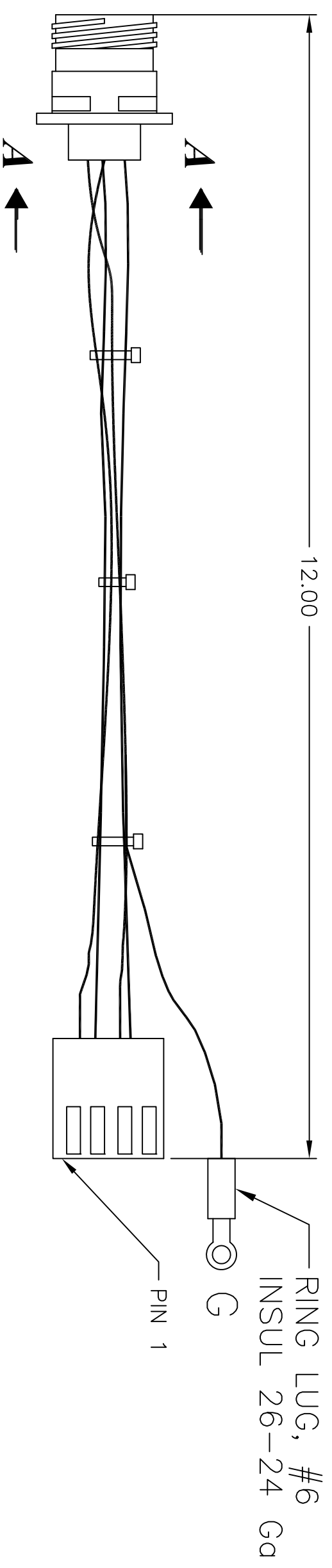


SCALE: 2:1



PIN NO.	COLOR	DESCRIPTION
1	RED	RXD
2	WHITE	TXD
3	NC	NC
4	BLACK	SIGNAL GND
LUG	SHIELD	SHIELD GND

CHANGE HISTORY		APPROVAL DATE
FILE INDEX	DESCRIPTION	
1	INITIAL RELEASE	
2	REVISED CONNECTOR WIRING	
3	REVISED CONNECTOR	
4	ADDED MATING CONNECTOR INFO	



NOTES:

1. BAG OR TAG CABLE WITH PART NUMBER & LATEST REVISION.
2. CONNECTOR, 6 CONTACT, P/N JD38999/20WA355A RECEPTACLE, WITH CRIMP SOCKET CONTACTS P/N M39029/56-348 WIRE HOLE FILLER P/N MS27488-22-1. MATING CONNECTOR D38999/26WA355PA AND M85049/38S9W CABLE CLAMP, SUPPLIED WITH CRIMP PIN CONTACTS P/N M39029/58-360
3. CONNECTOR, 4 CONTACT TYCO P/N 5-103974-3 OR EQUIV.
4. WIRE, 28AWG STRANDED, UL1015

UNLESS OTHERWISE SPECIFIED DIMENSIONS ARE IN INCHES AND APPLY AFTER FINISH		DRAWN N MATERA 9/24/09 DATE	
SURFACE ROUGHNESS		CHECKED	
TOLERANCE ON FRACTIONS 1 DECIMALS 1 ANGLES ±.005 ±.005 ±.005		DRAFTING ENGINEER	
MATERIAL NOTED		MANUF APPROVED	
FINISH		QA	
SEE NOTES		SCALE 1 : 1	

**VARTECH SYSTEMS**

ASSEMBLY, TOUCH CABLE  
38999 SERIAL, INT

SIZE	CAGE CODE	DWG NO.	REV
B	OZET75	354-0251	4