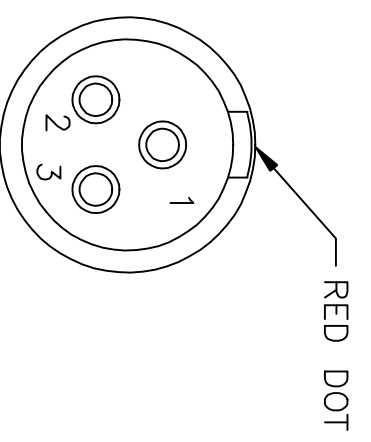


CHANGE HISTORY		
FILE INDEX	DESCRIPTION	APPROVAL DATE
1	PRELIMINARY RELEASE	RAS 5/5/08
2	CHANGED TEMP FROM: -40 TO: -20	RAS 5/19/08
3	ADDED NOTE 5, JACKET COLOR: BLACK	RAS 5/22/08
4	JACKET COLOR WAS: BLACK	RAS 6/26/08
5	ADDED -002 AND LENGTH TABLE	KH 5/22/12
6	ADDED -003 (25 FT.)	KH 6/20/13

PIN NO.	COLOR	DESCRIPTION
1	RED	RXD
2	WHITE	TXD
3	BLACK	GROUND



PIN	COLOR	DESCRIPTION
1	-	-
2	RED	RXD
3	WHITE	TXD
4	-	-
5	BLACK	GROUND
6	-	-
7	-	-
8	-	-
9	-	-

TABLE A

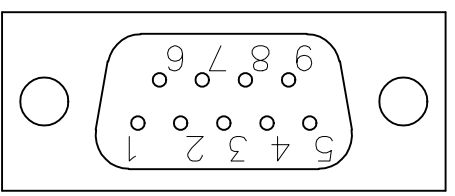
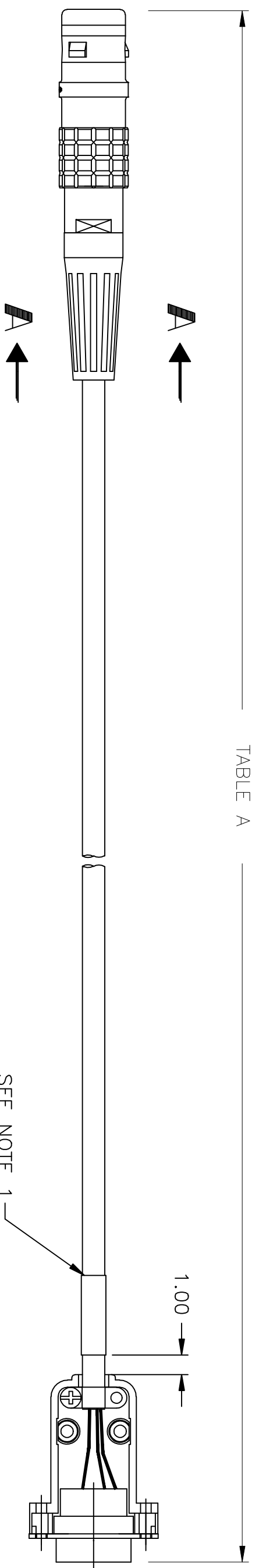


TABLE A  
CABLE LENGTH CABLE LENGTH

-OXX	LENGTH	-OXX	LENGTH
-001	10 FT (3M)	-006	100 FT (30.5M)
-002	16 FT (5M)	-007	150 FT (45.7M)
-003	25 FT (7.6M)	-008	4 FT (1.22M)
-004	50 FT (15.2M)	-009	20 FT (6.1M)
-005	30 FT (9.1M)	-010	13 FT (3.96M)

**NOTES:**

1. MARK CABLE: 354-0123-XXX SEE TABLE REV 6
2. CONNECTOR, 3 CONTACT, LEMO P/N FG.0K.303.CLAC40Z PLUG (CdG) 3CTS C-COL BEND RELIEF: LEMO P/N GMA.0B.030.DN
3. CABLE WITH CONNECTOR & HOOD KIT, 9 SOCKET, (FEMALE), P/N TBD
4. CABLE: 3 CONDUCTOR, 24 AWG (7x32), NOM. O.D  $\phi$ .162 (4.11mm), 300V, 80C 100% SHIELDED W/DRAIN WIRE, BELDEN 9533
5. CABLE: JACKET COLOR: GRAY

UNLESS OTHERWISE SPECIFIED DIMENSIONS ARE IN INCHES AND APPLY BEFORE FINISH SURFACE ROUGHNESS TOLERANCE ON FRACTIONS DECIMALS ANGLES		DRAWN: ADAM SIDLE		DATE: 4/14/08
MATERIAL NOTED		CHECKED: ADAM SIDLE		
MATERIAL NOTED		DRAFTING: ENGINEER		
MATERIAL NOTED		MANUF: APPROVED		
MATERIAL NOTED		QA		
MATERIAL NOTED		APPROVED		
MATERIAL NOTED		QA		
MATERIAL NOTED		APPROVED		
MATERIAL NOTED		QA		

**VARTECH SYSTEMS**  
ASSEMBLY, TOUCH CABLE,  
SERIAL, LEMO

SIZE: B  
CAGE CODE: OZE75  
DWG NO.: 354-0123  
REV: 6

SCALE: 1 : 1  
FILE NUMBER: 3450123-66  
SHEET: 1 OF 1