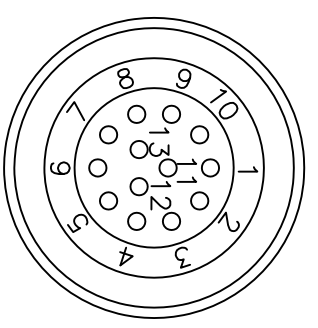
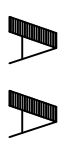


PIN	COLOR	DESCRIPTION
1	RED COAX	RED SIGNAL
2	GREEN COAX	GREEN SIGNAL
3	BLUE COAX	BLUE SIGNAL
4	RED	GROUND
5	RED COAX SHLD	RED GROUND
6	GREEN COAX SHLD	GREEN GROUND
7	BLUE COAX SHLD	BLUE GROUND
8	ORANGE/WHITE	HORIZONTAL SYNC
9	BROWN/WHITE	VERTICAL SYNC
10	ORANGE	SYNC RETURN
11	RED/WHITE	BIDIRECTIONAL DATA
12	YELLOW	DDC +5V
13	SHIELD	SHIELD GND

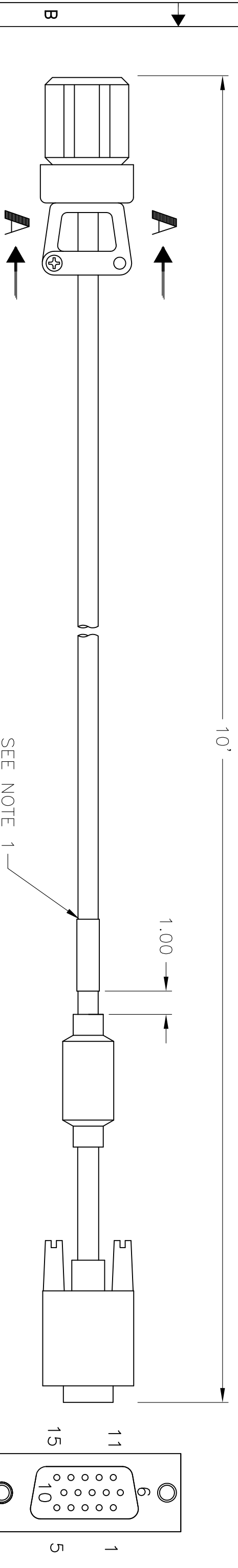


SCALE: 2:1



PIN	COLOR	DESCRIPTION
1	RED COAX	RED SIGNAL
2	GREEN COAX	GREEN SIGNAL
3	BLUE COAX	BLUE SIGNAL
4	-	ID BIT 2
5	RED	GROUND
6	RED COAX SHLD	RED SHIELD
7	GREEN COAX SHLD	GREEN SHIELD
8	BLUE COAX SHLD	BLUE SHIELD
9	YELLOW	DDC +5V
10	ORANGE	SYNC RETURN
11	-	ID BIT 0
12	RED/WHITE	BIDIRECTIONAL DATA
13	ORANGE/WHITE	HORIZONTAL SYNC
14	BROWN/WHITE	VERTICAL SYNC
15	-	ID BIT 3, DATA CLK
SHELL	SHIELD	SHIELD OR DRAIN

CHANGE HISTORY		APPROVAL DATE
FILE INDEX	DESCRIPTION	
1	INITIAL RELEASE	



SCALE: NONE

NOTES:

1. MARK CABLE WITH PART NUMBER & LATEST REVISION.
2. CONNECTOR, 13 CONTACT, P/N JD38999/26WB35PN PLUG, WITH CRIMP PIN CONTACT P/N M39029/58-360 STRAIN RELIEF P/N M85049/38-11W
3. CABLE WITH CONNECTORS, (2)15 PIN, (MALE), (2)HOOD KIT & (2)FERRITE BEAD, CUT IN HALF
CableWholesale.com P/N 10H1-20110
4. CABLE: 15 CONDUCTOR, 3C UL1354 + 4 PR 28AWG + AL + DRAIN + BRAID / UL2919.
5. CABLE JACKET: BLACK PVC

UNLESS OTHERWISE SPECIFIED DIMENSIONS ARE IN INCHES AND APPLY AFTER FINISH SURFACE ROUGHNESS TOLERANCE ON FRACTIONS 1 DECIMALS 1 ANGLES 63/		DRAWN N MATERA	DATE 9/25/09
± 0.1	±.XX=.01	CHECKED	
±.XXX=.005	± 1/2	DRAFTING	
MATERIAL NOTED		ENGINEER	
VT150XBW		MANUF	
VT121XBW		APPROVED	
VT084XBW		QA	
VT104XBW			
USED ON			
APPLICATION	SEE NOTES		

ASSEMBLY, VGA CABLE,
38999, 10' LONG, EXT

SIZE CAGE CODE DWG NO. REV
B OZE75 354-0254 1

SCALE 1 : 1

FILE NUMBER: 3450254-R1 SHEET 1 OF 1