
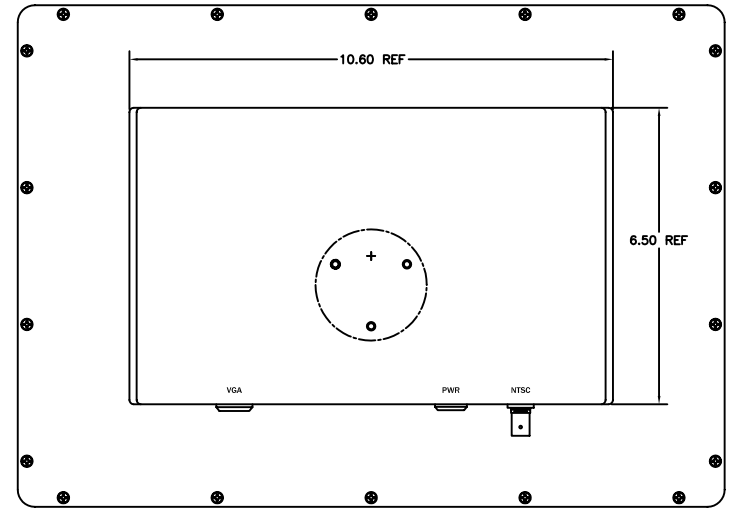
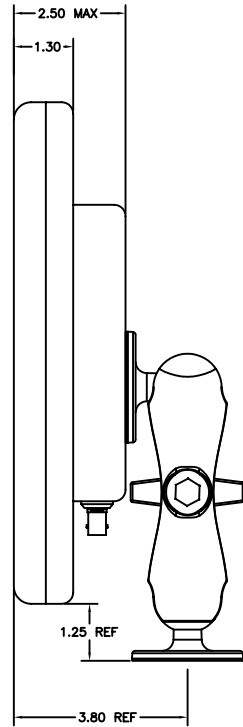
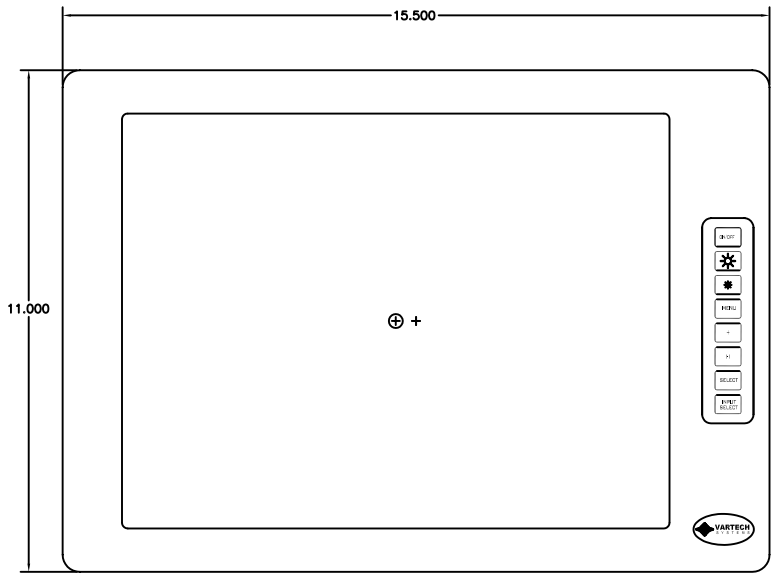


CHANGE HISTORY		
FILE INDEX	DESCRIPTION	APPROVAL INITIAL DATE
3	CHANGE IN WIDTH FROM: 14.86 TO: 15.50	RAS 8/13/08
4	CHANGE IN DEPTH FROM: 2.25 TO: 2.50	RAS 8/23/08



SHIPPED WITH CABLES, MANUAL & CD IN CARTON

UNLESS OTHERWISE SPECIFIED DIMENSIONS ARE IN INCHES AND APPLY BEFORE FINISH SURFACE ROUGHNESS TOLERANCE ON FRACTIONS DECIMALS ANGLES $\pm \frac{1}{32}$ $\pm .005 - .01$ $\pm \frac{1}{2}$ $\pm .0005 - .005$	DRAWN ADAM SIDLE CHECKED	DATE 4/18/08	 VARTECH SYSTEMS	
	MATERIAL	DRAFTING		OUTLINE DRAWING VT150XA RAM MOUNT
	FINISH	ENGINEER		
	APPLICATION	MANUF APPROVED QA		
VT150XA USED ON	SIZE D	DWG NO. 601-0274	REV 4	
SCALE 1 : 1		SHEET 1 OF 1		